

California™ GOLDEN BEARS

2011 NCAA College World Series Supplemental Guide

6th CWS
Appearance
(1947, '57, '80, '88, '92, 2011)
First-ever CWS
Champions
in 1947



NCAA College World Series
June 18-29, 2011
TD Ameritrade Park Omaha • Omaha, NE



Cal CalBears.com

THIS IS *Cal* BASEBALL.

2011 NCAA COLLEGE WORLD SERIES BRACKET

BRACKET ONE

*North Carolina (50-14)

Game 1
Saturday, 1 p.m.
June 18
ESPNHD/ESPN3.com

Vanderbilt (52-10)

*Florida (50-17)

Game 2
Saturday, 6 p.m.
June 18
ESPNHD/ESPN3.com

Texas (49-17)

Loser Game 1

Game 5
Monday, 1 p.m.
June 20
ESPNHD/ESPN3.com

Loser Game 2

Game 6
Monday, 6 p.m.
June 20
ESPN2HD/ESPN3.com

Loser Game 6

Game 9
Wednesday, 6 p.m.
June 22
ESPN2HD/ESPN3.com

Game 11
Friday, 1 p.m.
June 24
ESPNHD/ESPN3.com

***Game 13**
Saturday, 1 p.m.
June 25
ESPNHD/ESPN3.com

Loser Game 11 (if first loss)

BRACKET ONE WINNER

MCWS Finals
(Best two-of-three)
Game 1 - Monday, 7 p.m.
June 27 ESPNHD/ESPN3.com
Game 2 - Tuesday, 7 p.m.
June 28 ESPNHD/ESPN3.com
#Game 3 - Wednesday, 7 p.m.
(if necessary)
June 29 ESPNHD/ESPN3.com

NATIONAL CHAMPION

BRACKET TWO

*Virginia (54-10)

Game 3
Sunday, 1 p.m.
June 19
ESPNHD/ESPN3.com

California (37-21)

*South Carolina (50-14)

Game 4
Sunday, 6 p.m.
June 19
ESPN2HD/ESPN3.co

Texas A&M (47-20)

Loser Game 3

Game 7
Tuesday, 1 p.m.
June 21
ESPNHD/ESPN3.com

Loser Game 4

Game 8
Tuesday, 6 p.m.
June 21
ESPNHD/ESPN3.com

Loser Game 8

Game 10
Thursday, 6 p.m.
June 23
ESPN2HD/ESPN3.com

Loser Game 12 (if first loss)

****Game 14**
Saturday, 6 p.m.
June 25
ESPN2HD/ESPN3.com

Game 12
Friday, 6 p.m.
June 24
ESPNHD/ESPN3.com

BRACKET TWO WINNER



All times Central.

*Game 13 will be necessary if the winner of Game 9 also wins Game 11. If it is the only game scheduled for that day, the game will start at 6 p.m.

**Game 14 will be necessary if the winner of Game 10 also wins Game 12. If it is the only game scheduled for that day, the game will start at 6 p.m.

#MCWS Finals Game 3 will be necessary if the winner of MCWS Finals Game 1 loses Game 2.

NOTE: There will be no scheduled games for Sunday, June 26. If both bracket winners are undefeated, there will also be no games Saturday, June 26.

All air dates, times and networks are subject to change.

* Home Team

2011 GOLDEN BEAR ROSTER

PITCHERS

NO.	NAME	B-T	HT	WT	YR	BORN	EXP	HOMETOWN (LAST SCHOOL)
48	Dixon Anderson	R-R	6-6	224	Jr.	7-2-89	2V	Piedmont, Calif. (Piedmont HS)
43	Joey Donofrio (Da-Noff-frio)	R-R	6-3	188	Jr.	5-10-89	SQ	Los Gatos, Calif. (Los Gatos HS)
18	Matt Evanoff	L-L	6-0	208	So.	2-11-91	SQ	Rescue, Calif. (Ponderosa HS)
49	Matt Flemer (1B)	R-R	6-2	216	Jr.	11-22-90	2V	El Cerrito, Calif. (St. Mary's HS)
26	Trevor Hildenberger	R-R	6-2	192	So.	12-15-90	SQ	San Jose, Calif. (Archbishop Mitty HS)
35	Erik Johnson	R-R	6-2	240	Jr.	12-30-89	2V	Los Altos, Calif. (Los Altos HS)
23	Justin Jones	L-L	6-2	188	So.	1-10-91	1V	Oakdale, Calif. (Oakdale HS)
25	Louie Lechich (OF)	L-L	6-3	207	Fr.	11-19-91	HS	Stockton, Calif. (St. Mary's HS)
29	Michael Lowden	R-R	6-3	185	So.	1-17-91	SQ	Yuba City, Calif. (Yuba City HS)
41	Kevin Miller	R-R	6-0	207	Sr.	8-25-89	3V	San Jose, Calif. (Valley Christian HS)
21	Stephen Pistoresi (Pis-tor-S-ee)	R-R	6-0	206	Sr.	11-1-88	1V	Fresno, Calif. (San Joaquin Memorial HS)
16	Kyle Porter	L-L	6-2	192	Fr.	6-1-92	HS	El Dorado Hills, Calif. (Oakridge HS)
36	Ryan Sandler	R-R	6-2	210	Fr.	8-26-91	RS	Solana Beach, Calif. (Canyon Crest Academy)
20	Logan Scott	R-R	6-4	216	Jr.	3-16-90	SQ	San Mateo, Calif. (Serra HS)
24	Seth Spivack	S-R	6-0	196	Fr.	10-18-90	RS	Calabasas, Calif. (Taft HS)
10	Michael Theofanopoulos (OF)	L-L	5-10	191	Fr.	8-5-92	HS	Pleasanton, Calif. (Foothill HS)
32	Eric Walbridge	R-R	5-8	193	Fr.	12-16-91	HS	Los Angeles, Calif. (Notre Dame HS)

CATCHERS

NO.	NAME	B-T	HT	WT	YR	BORN	EXP	HOMETOWN (LAST SCHOOL)
9	Alex Egber	R-R	6-1	205	Fr.	2-13-92	HS	Potomac, Md. (Montgomery Blair HS)
6	Andrew Knapp	S-R	6-0	191	Fr.	11-9-91	HS	Granite Bay, Calif. (Granite Bay HS)
27	Chadd Krist	R-R	5-11	199	Jr.	1-28-90	1V	Petaluma, Calif. (Petaluma HS)
38	Alexander Neuhaus (3B)	R-R	5-11	189	Fr.	8-11-92	HS	Berkeley, Calif. (Berkeley HS)

INFIELDERS

NO.	NAME	B-T	HT	WT	YR	BORN	EXP	HOMETOWN (LAST SCHOOL)
1	Austin Booker (OF)	L-R	5-10	170	Sr.	4-11-87	2V	Fairfax, Va. (Robinson HS)
5	Derek Campbell	R-R	6-0	172	Fr.	6-28-91	HS	Irvine, Calif. (Mater Dei HS)
44	Mitch Delfino	R-R	6-3	209	So.	1-13-91	1V	Cloverdale, Calif. (Cloverdale HS)
14	Tony Renda	R-R	5-8	173	So.	1-24-91	1V	Hillsborough, Calif. (Serra HS)
33	Devon Rodriguez	L-R	6-2	209	So.	10-13-91	1V	Newhall, Calif. (William S. Hart HS)
15	Marcus Semien (Sim-E-in)	R-R	6-0	191	Jr.	9-17-90	1V	El Cerrito, Calif. (St. Mary's HS)
30	Paul Toboni	R-R	6-2	202	Jr.	2-8-90	SQ	San Francisco, Calif. (St. Ignatius HS)
51	Jacob Wark	L-R	6-3	240	Fr.	2-7-92	HS	Portland, Ore. (Jesuit HS)

OUTFIELDERS

NO.	NAME	B-T	HT	WT	YR	BORN	EXP	HOMETOWN (LAST SCHOOL)
22	Vince Bruno	L-R	5-10	170	So.	5-30-91	JC	Concord, Calif. (Los Medanos College)
45	Chad Bunting (C)	R-R	5-11	186	Jr.	10-23-89	1V	Ukiah, Calif. (Ukiah HS)
31	David Buscovich (1B)	L-L	5-10	206	Jr.	8-1-89	RS	San Leandro, Calif. (Diablo Valley College)
2	Darrel Matthews	L-R	5-9	158	So.	10-25-90	1V	Concord, Calif. (Clayton Valley HS)
34	Maris Moore	R-R	6-3	211	Jr.	1-30-89	SQ	San Ramon, Calif. (California HS)
19	Danny Oh	L-L	6-0	196	Jr.	12-28-89	2V	Mill Creek, Wash. (Henry M. Jackson HS)
11	Dwight Tanaka (INF)	R-R	5-8	187	Sr.	11-15-88	1V	El Sobrante, Calif. (Campolindo HS)

Head Coach: David Esquer (8) (S-kerr); **Assistant Coaches:** Dan Hubbs (40), Tony Arnerich (3); **Volunteer Assistant:** Brad Sanfilippo (4)

NUMERICAL ROSTER

1 Austin Booker	10 Michael Theofanopoulos	20 Logan Scott	29 Michael Lowden	38 Alexander Neuhaus
2 Darrel Matthews	11 Dwight Tanaka	21 Stephen Pistoresi	30 Paul Toboni	40 Dan Hubbs
3 Tony Arnerich	14 Tony Renda	22 Vince Bruno	31 David Buscovich	41 Kevin Miller
4 Brad Sanfilippo	15 Marcus Semien	23 Justin Jones	32 Eric Walbridge	43 Joey Donofrio
5 Derek Campbell	16 Kyle Porter	24 Seth Spivack	33 Devon Rodriguez	44 Mitch Delfino
6 Andrew Knapp	18 Louie Lechich	25 Louie Lechich	34 Maris Moore	45 Chad Bunting
8 David Esquer	19 Danny Oh	26 Trevor Hildenberger	35 Erik Johnson	48 Dixon Anderson
9 Alex Egber		27 Chadd Krist	36 Ryan Sandler	49 Matt Flemer
				51 Jacob Wark



BASEBALL

No. 8 Cal (37-21) Faces Top Seed Virginia (42-18) in College World Series

Golden Bears continue dramatic season in Omaha

THIS WEEK: Sun., June 19 vs. Virginia Ameritrade Park Omaha, Omaha, Neb. 1 p.m. CT

TELEVISION/RADIO: The Cal-Virginia game will be televised on ESPNHD and ESPN3 (Robin Ventura, analyst; Mike Patrick, play-by-play; Jenn Brown, reporter), Radio broadcasts include XTRA 860 AM and KALX 90.7 FM

2011 Cal Scoreboard

37-21 overall, 13-13 Pac-10

Date	Opponent	Result/Time
2/20	Utah	W 7-0
2/20	Utah	W 6-5
2/22	at 8 Stanford	L 3-2
2/25	at Coastal Carolina!	W 17-0
2/26	vs. North Carolina State	W 4-0
2/27	vs. Kansas State!	W 8-1
3/3	at San Diego@	W 6-2
3/4	vs. San Diego State@^	L 2-1
3/5	vs. 3 Oklahoma@^	L 5-3
3/6	vs. 22 Connecticut@^	L 3-1
3/8	Santa Clara	W 20-5
3/11	vs. Louisiana-Lafayette#	W 7-6
3/12	vs. 18 Rice#	W 7-6 15 inn.
3/13	vs. Long Beach State#	W 6-1
3/16	San Francisco	L 7-6 11 inn.
3/20	Ohio State	W 4-0
3/20	Ohio State	W 11-1
3/21	Nevada	W 2-0
3/25	Washington State*	W 7-0
3/26	Washington State*	W 3-0
3/27	Washington State*	W 4-3 11 inn
3/29	at San Francisco	W 4-0
4/1	USC*	L 10-6
4/2	USC*	W 9-2
4/3	USC*	W 9-6
4/5	Pacific	L 7-4
4/8	at 22 Arizona*	L 5-4
4/9	at 22 Arizona*	L 10-8.
4/10	at 22 Arizona*	W 17-7
4/15	at Washington*	W 6-2
4/16	at Washington*	W 8-2
4/17	at Washington*	W 4-3
4/19	UC Davis	W 4-1
4/21	9 Arizona State*	L 6-4 17 inn
4/22	9 Arizona State*	L 5-0
4/23	9 Arizona State*	L 6-0
4/25	at 21 Stanford	L 9-5
4/29	Oregon*	W 2-1
4/30	Oregon*	L 4-3
5/1	Oregon*	W 5-4
5/3	at Santa Clara	W 4-1
5/7	at 3 Oregon State*	L 3-0
5/7	at 3 Oregon State*	W 6-2
5/8	at 3 Oregon State*	L 4-2
5/18	at UC Davis	W 8-3
5/20	at 17 UCLA*	W 4-0
5/21	at 17 UCLA*	L 2-1
5/22	at 17 UCLA*	L 5-2
5/24	at Pacific	W 9-2
5/27	Stanford*	L 3-2
5/28	Stanford*	L 4-2
6/3	vs. Baylor**	L 6-4
6/4	vs. Alcorn State**	W 10-6
6/5	at 9 Rice**	W 6-3
6/5	vs. Baylor**	W 8-0
6/6	vs. Baylor**	W 9-8
6/11	vs. Dallas Baptist***	W 7-0
6/12	vs. Dallas Baptist***	W 6-2

***NCAA Santa Clara Super Regional, **NCAA Houston Regional, *Pac-10 Contest, !Coastal Carolina Tournament, @San Diego Tournament (^at San Diego State), #Cal Baseball Classic, San Francisco

BEAR NOTES: Continuing one of the most compelling stories in college baseball this season, California (37-21, No. 8 *Collegiate Baseball*) will open the 2011 College World Series against No. 1-seed Virginia (54-10, No. 2 *Collegiate Baseball*) on Sunday, June 19 at 1 p.m. CT (11 a.m. PT) at the new Ameritrade Park Omaha. The Golden Bear baseball program, under the direction of head coach **David Esquer**, was slated to be discontinued after this season due to budget cuts, but was save through fundraising efforts and has now qualified for the College World Series for the first time since 1992 after sweeping Dallas Baptist (7-0, 6-2) last weekend in Santa Clara. Cal, featuring 2011 Pac-10 Player of the Year **Tony Renda** and the Most Outstanding Player of the Houston Regional **Devon Rodriguez**, had to go through the losers' bracket and win four straight games the week before at the Houston Regional to advance. Besides first baseman Rodriguez, whose two-out, two-run single in the bottom of the ninth led Cal's dramatic come-from-behind 9-8 victory over Baylor, five other Bears were named to the Houston Regional All-Tournament Team – sophomore second baseman Renda, junior catcher **Chadd Krist**, junior shortstop **Marcus Semien**, junior right-fielder **Chad Bunting** and freshman left-hander **Kyle Porter**. Rodriguez went 8-18 for the regional, including 3-for-4 with a two-run homer in the eighth inning in the final win over Baylor, and now has seven RBI in the postseason. Renda (.364, 2B, 4 RBI), Krist (.345, 3-2B, 3B, HR, 8 RBI), Semien (.393, 2-2B, 2-3B, HR, 6 RBI) and Bunting (.308, 2-2B, 3-HR, 10 RBI) have all been outstanding in postseason play as well. Porter, who was named a *Collegiate Baseball* Freshman All-American, threw 6.2 innings with three hits, no runs, two walks and a career-high nine strikeouts in the 8-0 shutout of Baylor June 5. On Sunday, Cal will be starting either Porter or junior right-hander **Erik Johnson**, a first-team All-Pac-10 selection and a second round pick of the Chicago White Sox. Johnson is 7-4 with a 2.91 ERA and has 100 strikeouts in 102.0 innings. He won the June 12 Super Regional game versus Dallas Baptist (6.0 innings, three hits, two runs, four walks, four strikeouts).

SERIES RECORD: Cal will be facing Virginia for the first time in school history.

HEAD COACH DAVID ESQUER: Esquer, 46, is in his 12th season with a career record of 353-311-2 (.531). He was the 2001 Pac-10 Coach of the Year after the Bears went 34-25 and played in the Baton Rouge Regional (1-2). In 2008, Cal was 33-21-2 and competed in the Long Beach Regional, and last year the Bears were 29-25 and played in the Norman, Okla. Regional (0-2). Fifty seven Bears have signed pro contracts under Esquer, including first round picks **Brett Jackson** (CF, Chicago Cubs, 31st overall) in 2009, **David Cooper** (1B, Toronto, 17th overall) in 2008, **Brandon Morrow** (RHP, Seattle, fifth overall) in 2006 and **Conor Jackson** (INF., Arizona, 19th overall) in 2003. Esquer came to Cal after serving as top assistant at Pepperdine (1996-99), and No. 2 assistant at Stanford (1991-96). A shortstop at Stanford (1984-87), he started on the 1987 College World Series championship team, earning All-Tournament honors. Esquer played professionally for four seasons with Baltimore, California and Milwaukee.

TENTATIVE CALIFORNIA LINE-UP

No.	Pos.	Player	2011 stats
1	LF	Austin Booker, Sr.	.319, 24 RBI, 1 HR
14	DH	Tony Renda, So.	.335, 42 RBI, 3 HR
27	C	Chadd Krist, Jr.	.304, 43 RBI, 2 HR
15	SS	Marcus Semien, Jr.	.277, 35 RBI, 5 HR
33	1B	Devon Rodriguez, So.	.288, 34 RBI, 5 HR
44	3B	Mitch Delfino, So.	.260, 20 RBI, 4 HR
45	RF	Chad Bunting, Jr.	.276, 23 RBI, 7 HR
2	CF	Darrel Matthews, So.	.275, 18 RBI, 0 HR
5	2B	Derek Campbell, Fr.	.271, 5 RBI, 0 HR
35/16	RHP/LHP	Erik Johnson, Jr. or Kyle Porter	7-4, 2.91/5-0, 1.59

PAC-10 STANDINGS (AS OF June 14)

	Conference			Overall			
	W	L	PCT	W	L	T	.PCT
UCLA*	18	9	.667	35	24	0	.593
Arizona State**	17	10	.630	43	18	0	.705
Oregon State**	17	10	.630	41	19	0	.683
Arizona*	15	12	.556	39	21	0	.650
Stanford**	14	12	.538	35	22	0	.614
CALIFORNIA***	13	13	.500	37	21	0	.638
USC	13	14	.481	25	31	0	.446
Oregon	11	16	.407	33	26	1	.558
Washington State	10	17	.370	26	28	0	.481
Washington	6	21	.222	17	37	0	.315

***2011 College World Series participant

** 2011 NCAA Super Regional participants

*2011 NCAA Tournament participants

NOTING VIRGINIA/CWS BRACKET TWO: The Virginia Cavaliers (No. 2 *Collegiate Baseball*), coached by Brian O'Connor (eighth year at Virginia), are 54-20 overall and went 4-0 in the ACC Tournament, 3-0 in the NCAA Charlottesville (Va.) Regional and 2-1 in the NCAA Charlottesville (Va.) Super Regional versus UC Irvine (W 6-0, L 6-4, W 3-2). Top hitters for the Cavaliers are senior right fielder David Coleman (.366, 2 HR, 39 RBI), junior catcher John Hicks (.340, 7 HR, 57 RBI) and junior third baseman Steven Proscia (.335, 8 HR, 58 RBI). Virginia's tentative starter versus Cal is junior left-hander Danny Hultzen (12-3, 1.49 ERA). In 2010, the Cavaliers finished 51-14 overall, 23-7 in the ACC (1st), won the Charlottesville Regional and lost to Oklahoma in the Charlottesville Super Regional. The other half of Cal and Virginia's bracket includes defending 2010 national champion South Carolina (50-14) and Texas A&M (47-20). The Bears' second CWS game is scheduled for Tuesday, June 21. A Cal victory over Virginia would match the Bears against the winner of the South Carolina-Texas A&M game at 6 p.m. CT (4 p.m. PT). A loss would pit Cal in an elimination game against the South Carolina/Texas loser at 1 p.m. CT (11 a.m. PT).

CAL IN THE WORLD SERIES: Cal won the inaugural College World Series title in 1947 under head coach Clint Evans, defeating former President George Bush's Yale team, 8-7, in Kalamazoo, Michigan. The Bears won the national title again in 1957 under head coach George Wolfman with a 1-0 victory over Penn State. Cal also placed third in the 1980 World Series under head coach Bob Milano, and was seventh in the CWS in 1988 and 1992 under Milano. Senior left fielder **Austin Booker's** father, Rod, was the starting shortstop on the Bears' 1980 squad, while Major League star Jeff Kent was a member of Cal's 1988 College World Series team. Similar to this season in which they will face the tournament's No. 1 seed, the Bears faced the top seed in 1992, Miami, losing to the Hurricanes, 4-3, in 13 innings.

OTHER BEAR POSTSEASON NOTES: Cal is now 42-23 (.646) in NCAA postseason games all-time, including 6-1 in 2011 (2-0 in first-ever NCAA Super Regional). Head coach David Esquer now has seven postseason wins, tying him with George Wolfman, for second on the school's all-time list behind Bob Milano's 20 postseason wins. The last time the Bears won six postseason games in a row was 1957, and the six postseason wins is the most for a Cal squad since 1980. Junior right fielder **Chad Bunting** has had five extra-base hits in the postseason (two doubles and three home runs) for a .731 slugging percentage. Besides Bunting's three home runs, three other players have hit roundtrippers in the postseason – junior shortstop **Marcus Semien**, junior catcher **Chadd Krist** and sophomore first baseman **Devon Rodriguez**. The Bears have amassed double-digit hits in six of their seven postseason games and senior left fielder **Austin Booker** has had four multi-hit games in NCAA tournament action, while sophomore second baseman **Tony Renda** has gotten at least one hit in 12 of his last 13 games. Freshman left-hander **Kyle Porter** has not allowed a run in two postseason outings (7.2 innings). Cal's 37 wins this season is the most victories since the 1991 squad went 37-27 and advanced to the final of the 1991 NCAA Wichita State Regional.

BEARS IN THE DRAFT: Preparing to play in its first-ever NCAA Super Regional last weekend against Dallas Baptist at Santa Clara's Stephen Schott Stadium, the 2011 Cal program had seven players drafted in the June 6-7 Major League Amateur Draft. Junior right-hander **Erik Johnson** (Los Altos) was selected in the second round and was the 80th pick overall by the Chicago White Sox. Johnson was recently selected first-team All-Pac-10, as well as Pac-10 All-Academic. **Marcus Semien** (El Cerrito), Cal's starting shortstop the past two seasons, was drafted in the sixth round by the Chicago White Sox. Semien, whose father, Damien, was a wide receiver for the Bears in the early 90s, was a member of the NCAA Houston Regional All-Tournament team. Junior **Dixon Anderson** (Piedmont), a 6-6 right-hander, was a ninth round pick of the Washington Nationals. Anderson is 4-3 on the year with a 3.90 ERA and has 41 strikeouts in 67.0 innings. He is also outstanding academically, earning CoSIDA District 8 All-Academic honors, as well as Pac-10 All-Academic honors, for the second year in a row. Junior catcher **Chadd Krist** (Petaluma) was selected in the 13th round by the Chicago White Sox. Krist was a member of the Houston Regional All-Tournament team – where he had three doubles, a triple and five RBI – as well as a first-team All-Pac-10 selection. Senior right-hander **Kevin Miller** (San Jose) was an 18th round pick of the Houston Astros. Miller is 6-4 with a 2.59 ERA and a save, and is second in the Pac-10 with 44 batters struck out looking. He has picked up 17 wins and four saves in his Cal career, and his 232 career strikeouts ranks sixth on the school's all-time career strikeout list. Junior right-hander **Matt Flemer** (El Cerrito), the Bears' closer, was selected in the 19th round by the Kansas City Royals. Flemer, a 2011 Pac-10 honorable mention selection, is 4-2 with a 2.08 ERA and is eighth in the Pac-10 with five saves. He has recorded 36 strikeouts with only eight walks in 34.2 innings this year, and won two games in relief at the Houston Regional. Outfielder **Austin Booker** (Fairfax, Va.) was the 33rd pick of the Oakland A's after a fine senior season in which he is batting .319 with nine doubles, two triples, a home run and 24 RBI. Booker, the son of former Cal All-American and Philadelphia Phillies Rod Booker, is 10-for-31 (.323) with two doubles and two RBI in the postseason.

RENDA NAMED PAC-10'S TOP PLAYER: In a vote by the conference coaches, Cal sophomore second baseman/designated hitter **Tony Renda** was selected as the 2011 Pac-10 Player of the Year. Renda, who has helped the Bears to a regional berth in each of his first two years with the program, is currently hitting .335 and is in the Top 10 in the Pac-10 in three different offensive categories. He became only the fourth Bear in school history to garner Pac-10 Player of the Year honors, joining Jon Zuber and Troy Penix, who were the Co-Pac-10 Southern Division Players of the Year in 1992, and Rod Booker, who was Co-Pac-10 Southern Division Player of the Year in 1980. Besides hitting .335, which is ninth in the league, Renda is second in the conference with 85 hits and fourth with 112 total bases. He was also named first-team All-Pac-10 for the second year in a row. After earning all-conference honors last season as a freshman, Renda went on to bat .373 and was named to the NCAA Norman (Okla.) Regional All-Tournament team and was a *Collegiate Baseball* Freshman All-American. Besides Renda's Player of the Year honor, the Bears had five other players honored by the Pac-10. Junior right-hander **Erik Johnson** and junior catcher **Chadd Krist** were selected first-team All-Pac-10, while junior right-hander **Matt Flemer**, sophomore outfielder **Vince Bruno** and sophomore left-hander **Justin Jones** were tabbed Pac-10 honorable mention. Jones was a freshman All-American with Renda last season. Bruno, a transfer from Los Medanos College, is batting .301 for the Bears.

QUICK HIGHLIGHT NOTES ON CAL BASEBALL: Besides winning the Santa Clara Super Regional and the come-from-behind victory over Baylor in the title game of the Houston Regional (Cal had trailed 7-1 at one point and scored six runs in the last two innings), highlights for Cal in 2011 include a ninth inning comeback to sweep Utah in a season-opening doubleheader Feb. 20, a dominating performance at the Caravelle Tournament in South Carolina Feb. 25-27, an undefeated (3-0) record at the Cal Baseball Classic at AT&T Park March 11-13, Pac-10 sweeps over Washington State and Washington, a 6-2 victory at then No. 3-ranked Oregon State May 7 and a 4-0 shutout at Pac-10 champion UCLA May 20. Cal has had six walk-off wins this season (Feb. 20 vs. Utah, March 20 vs. Rice, March 27 vs. WSU, April 29 and May 1 vs. Oregon, June 6 vs. Baylor).

BEAR NUMBERS: The Bears finished sixth in the Pac-10 standings (13-13), but are second in the conference with a 2.84 team ERA, second with a .975 team fielding percentage and fourth with a .287 team batting average. Cal's pitchers have given up just 167 walks this season and have recorded 454 strikeouts. The Bears are averaging just 3.16 walks per nine innings. **Kevin Miller** leads the starters with 1.62 walks per nine innings, followed by **Justin Jones** (2.60), **Dixon Anderson** (3.28) and **Erik Johnson** (5.29). Freshman left-hander **Kyle Porter**, who has three starts this season, including his big win over Baylor June 5, has 2.74 walks per nine innings. Junior closer **Matt Flemer** has 2.34 walks per nine innings with only eight walks in 34.2 innings. Flemer also has strikeout-to-walk ratio of 4.50. Cal's pitchers have gotten 172 punch outs this season on a called third strike, tied with UCLA (who had two pitchers drafted in the first round) in the Pac-10. Senior right hander Miller has struck out 44 batters this season on a called third strike, second-best in the conference. The Bears committed only 13 errors in their 26 Pac-10 games, giving them a .987 fielding percentage in conference-play, best in the league. Overall this season, the Bears have committed 58 errors for a .975 fielding percentage, which is second in the Pac-10 lead.

MAKING THE MOST OF OPPORTUNITIES: Cal batters are hitting .314 with runners in scoring position (200-for-637) this season and .300 (18-for-60) with the bases loaded. Junior shortstop **Marcus Semien** and **Austin Booker** each have three hits with the bases loaded this season. Booker is batting .400 (20-for-50) with runners in scoring position, **Chadd Krist** has driven in 18 runs this season when batting with two outs and is hitting .403 (31-for-77) with runners in scoring position.

RANKINGS: The Bears have been ranked in either *Baseball America* or *Collegiate Baseball* every week of the 2011 season. Currently, Cal is ranked No. 8 in this week's *Collegiate Baseball* Top-30 poll. The Bears spent two weeks ranked at a season-high No. 13 (March March 28 and March 4) in *Baseball America's* Top-25.

HITTING STREAKS: The longest hitting streak for the Bears belongs to sophomore outfielder **Vince Bruno**, a transfer from Los Medanos College, who started his Cal career with a 14-game hitting streak from Feb. 25-March 26 (21-for-50, .420, 7-2B, five RBI). Senior outfielder **Austin Booker** had a 12-game hitting streak (18-for-47, .383, 3-2B, 10 RBI) from March 27-April 17.

47 INNINGS WITHOUT AN EARNED RUN: From March 19-March 27, the Bears went 47 innings without allowing an earned run, a streak that was snapped in the third inning of the third game of the Washington State series. In a seven game span that began with the two games against Ohio State, a single game against Nevada, and the WSU Pac-10 opening series, and a non-conference game at San Francisco. During that span, Cal only allowed four runs (three of them earned). The Bears' pitching staff has 10 shutouts this season, with the latest coming June 5 in an 8-0 win over Baylor. Last season, Cal opened the season with four consecutive shutouts, including not allowing a run in the three-game opening series against Southern Utah. The Bears ended the 2010 campaign with eight total shutouts.

CAL WINS 2011 CAL BASEBALL CLASSIC: On March 11-13, the Bears won all three of their games at the Cal Baseball Class – defeating Louisiana-Lafayette (7-6), Rice (7-6 in 15 innings) and Long Beach State (6-1) – to be the only undefeated team at the inaugural college baseball tournament at AT&T Park. The Bears' highlights during the tournament included junior shortstop **Marcus Semien** (3-for-4, two RBI) leading a 12-hit attack March 11, helping junior right-hander **Erik Johnson** (6.0 innings, three hits, two runs, five walks, five strikeouts) pick up the win against Louisiana-Lafayette. On Saturday, sophomore first baseman **Devon Rodriguez** (5-for-5, three doubles) and sophomore third baseman **Mitch Delfino** (4-for-5, double, four RBI) led Cal's 21-hit attack against Rice, as Cal overcame a five-run deficit to force extra innings, then won the game on freshman third baseman **Derek Campbell's** squeeze bunt in the 15th inning. Senior right-hander **Kevin Miller** (7.0 innings, one hit, no runs, two walks, five strikeouts) and freshman left-hander **Kyle Porter** (4.0 innings, one hit, no runs, one walk, five strikeouts) kept the Owls off the scoreboard for the final 10 innings. In the final tournament game March 13 against Long Beach State, junior right-hander **Dixon Anderson** went 5.2 innings with six hits, no runs, no walks and four strikeouts. Against the 49ers, the Bears got big offensive production from sophomore second baseman **Tony Renda** (3-for-4, double, two RBI), sophomore left fielder **Vince Bruno** (2-for-3, RBI double) and junior catcher **Chadd Krist** (2-for-4, two RBI).

BUNTING PAC-10 PLAYER OF THE WEEK: Junior right fielder **Chad Bunting** was named Pac-10 Player of the Week for Feb. 21-27 after an outstanding performance at the Caravelle Resorts Tournament in Myrtle Beach, S.C.. Bunting had a huge day at the plate Feb. 25 versus Coastal Carolina, at team that was 55-10 in 2010, by going 3-for-5 with two, three-run homers and a career-high seven RBI in a 17-0 Cal win. The Ukiah, Calif., native finished the tournament 7-for-12 (.583) with four runs and a double to go along with his two-homer day on Friday. Bunting helped the Bears finish with a .355 team batting average and 0.33 ERA in the tournament.

CAL PITCHING STAFF NOTED: The 2011 Cal baseball pitching staff earned InsidePitching.com's National Pitching Staff of the Week Award after three impressive performances at the Caravelle Resorts Tournament. The award is given to the pitching staff that shows the most dominance over the course of each week during the college baseball season. The Bears went 3-1 that week against four opponents who competed in NCAA regionals last season, losing 3-2 at then-No. 8 Stanford Feb. 22, but rebounding to defeat Coastal Carolina (17-0), North Carolina State (4-0) and Kansas State 8-1) Feb. 25-27 in Myrtle Beach, S.C. For the week, Cal pitchers threw 35.0 innings, allowed four earned runs on 17 hits, while walking just 10 and striking out 34. InsidePitching.com also noted Cal pitching coach Dan Hubbs, whose pitching staff is off to an impressive start with a 1.88 earned run average with an opponent batting average of .211, allowing just 25 walks and striking out 87. Against Coastal Carolina, senior right-hander **Kevin Miller** threw 7.1 innings of no-hit ball before yielding a hit in the eighth inning. Miller finished the day throwing 7.1 shutout innings with one hit, no walks and 10 strikeouts. Versus North Carolina State, Feb. 26, junior right-hander **Erik Johnson** went 6.0 innings with three hits, no runs, three walks and six strikeouts. On Feb. 27 against Kansas State, sophomore left-hander **Justin Jones** picked up his first victory of the year, throwing 7.0 innings with three hits, one runs, three walks and three strikeouts.

MILLER MAGNIFICANT: Senior right-hander **Kevin Miller** is sporting a 6-4 record with a 2.59 ERA and has 86 strikeouts (only 13 walks) in 80.0 innings. Miller had a streak of 24.1 innings without allowing a run (March 12- April 5). He last picked up the win May 24 at Pacific, throwing 7.0 innings with six hits, two runs, no walks and seven strikeouts. Miller had a phenomenal game Feb. 25 against Coastal Carolina at the Caravelle Resorts Tournament, throwing 7.1 innings of no-hit ball before yielding a double in the eighth inning. Miller finished the day throwing 7.1 shutout innings with one hit, no walks and 10 strikeouts. He had another outstanding game in a 2-0 shutout of Nevada, throwing 7.0 innings with six hits, no walks and nine strikeouts. He followed that up with a 4-0 shutout of San Francisco, throwing his second one-hitter of the year (a single in the first inning) with a career-high 15 strikeouts (seven looking, eight swinging). Miller was a Freshman All-American in 2008 when he was 6-1 with a 2.90 ERA, and started his college career not giving up an earned run in his first 44.0 innings pitched. He currently has 232 career strikeouts, sixth on the Cal career strikeout list.

JONES' MOUND MASTERY: Immediately stepping into a starter's role last season as a freshman, left-hander **Justin Jones** was third in the Pac-10 with 10 wins (10-6, 4.22 ERA), sixth with 30 strikeouts looking and eighth with 98.0 innings pitched. Jones was a part of two shutouts and threw two complete games last season, including a 6-4 victory March 12 at No. 9-ranked Rice. Jones' 10 victories as a freshman tied him for sixth on the Cal all-time single-season list. He was selected as a Freshman All-American in both *Baseball America* and *Collegiate Baseball* after being drafted in the seventh round by the Chicago White Sox out of Oakdale (Calif.) High School in 2009. His top game this season was a complete-game victory May 7 at Oregon State (9.0 innings, six hits, two runs, no walks, eight strikeouts). Jones was also stellar in a start against Dallas Baptist June 11 in the Santa Clara Super Regional, throwing 6.0 innings with one hit, no runs, one walk and three strikeouts.

KRIST'S CONTRIBUTIONS: One of the keys to the Bears' success the last two seasons has been the play of junior catcher **Chadd Krist**. This year, Krist is hitting .306 with a Pac-10 leading 25 doubles, a triple, two home runs and a team-leading 40 RBI. His 25 doubles ties him with for Cal Major League star Jeff Kent for second on the Bears' single-season list. Krist also leads Cal with 23 multiple hit games and 12 multiple RBI games, and is batting .403 with runners in scoring position. After seeing action in 27 games in 2009, he started off the 2010 campaign going 12-for-19 (.632) in his first five games with three doubles, a triple, three home runs (including a grand slam) and nine RBI. Krist did not slow down, producing 22 multiple hit games and hitting .344 with 15 doubles, three triples, 10 home runs and 43 RBI). He was ranked in the Top-10 in the Pac-10 in three offensive categories - fifth in home runs (10), fifth in slugging percentage (.609) and 10th in triples (3) in 2010.

CAL'S FATHER-SON CONNECTION: Cal features senior **Austin Booker**, junior **Marcus Semien** and freshman catcher **Andrew Knapp** whose fathers were Golden Bears. Booker's dad is **Rod Booker**, a former Major Leaguer who was Cal's starting shortstop on the Bears' 1980 College World Series team that finished third in the nation. Semien, Cal's starting shortstop, father is former Cal wide receiver **Damian Semien** (1990-93). Knapp's father is former catcher **Mike Knapp** (1985-86), who helped the Bears to an NCAA regional in Fresno in 1985.

ADDITIONAL BEAR NOTES: Cal featured 10 former players on Major League rosters entering Spring Training, more than any other school in the nation – catcher **John Baker** (Florida Marlins), utility **Geoff Blum** (Arizona Diamondbacks), outfielder **Brennan Boesch** (Detroit Tigers), outfielder **Allen Craig** (St. Louis Cardinals), right-hander **Ryan Drese** (Baltimore Orioles), first baseman **Conor Jackson** (Oakland A's), right-hander **Brandon Morrow** (Toronto Blue Jays), first baseman/outfielder **Xavier Nady** (Arizona Diamondbacks), right-hander **Tyson Ross** (Oakland A's) and right-hander **Tyler Walker** (Washington Nationals).

CAL FACTS

*Cal won the inaugural College World Series title in 1947, defeating former President George Bush's Yale team, 8-7, in Kalamazoo, Michigan. The Bears' program began in 1892 and is now in its 119th season.

*The Golden Bears have had two players become league MVPs in professional baseball – **Jackie Jensen** was the American League MVP in 1958 and **Jeff Kent** was the National League MVP in 2001.

*Cal is one of only 20 schools that have won NCAA Baseball titles and only one of 12 schools that have won more than one national championship (1947, 1957). The Bears have competed in five College World Series (1947, 1957, 1980, 1988, 1992).

***Geoff Blum**, Cal's starting shortstop as a freshman on the Bears' 1992 College World Series team, had a game-winning homer for the Chicago White Sox in the 2005 Major League World Series.

**2011 California Baseball
Overall Statistics for California (as of Jun 13, 2011)
(All games Sorted by Batting avg)**

Record: 37-21 Home: 15-9 Away: 12-9 Neutral: 10-3 Pac-10: 13-13

Player	avg	gp-gs	ab	r	h	2b	3b	hr	rbi	tb	slg%	bb	hp	so	gdp	ob%	sf	sh	sb-att	po	a	e	fld%
Buscovich, David	.400	4-0	5	3	2	1	0	0	0	3	.600	1	1	1	0	.571	0	0	0-0	5	0	0	1.000
Renda, Tony	.335	58-58	254	37	85	14	2	3	42	112	.441	12	4	25	5	.369	4	0	9-11	103	164	9	.967
Tanaka, Dwight	.333	14-2	12	5	4	1	0	0	1	5	.417	2	1	7	0	.467	0	0	0-0	4	0	1	.800
Booker, Austin	.319	54-54	204	31	65	9	2	1	24	81	.397	13	3	24	4	.368	0	7	9-18	70	3	2	.973
Krist, Chadd	.304	58-58	224	37	68	25	1	2	43	101	.451	29	4	34	5	.387	4	4	1-2	441	59	6	.988
Bruno, Vince	.301	46-43	163	27	49	11	0	0	13	60	.368	18	7	18	2	.394	0	7	5-6	57	2	2	.967
Theofanopoulos, Mich	.300	13-1	20	4	6	1	0	1	4	10	.500	1	0	1	1	.333	0	0	0-0	0	0	0	.000
Rodriguez, Devon	.288	58-58	222	29	64	13	1	5	34	94	.423	12	11	24	3	.352	2	2	3-4	502	28	4	.993
Lechich, Louie	.286	26-14	56	11	16	1	0	1	5	20	.357	6	0	12	0	.355	0	1	0-0	41	6	0	1.000
Semien, Marcus	.277	58-58	220	39	61	11	3	5	35	93	.423	29	3	38	2	.369	0	16	8-13	88	177	11	.960
Bunting, Chad	.276	31-30	116	19	32	4	1	7	23	59	.509	9	4	29	2	.349	0	2	2-3	68	0	1	.986
Matthews, Darrel	.275	47-40	138	25	38	5	4	0	18	51	.370	7	2	29	0	.318	1	5	3-5	65	1	0	1.000
Campbell, Derek	.271	21-9	48	6	13	4	0	0	5	17	.354	2	0	14	1	.300	0	1	1-1	5	15	3	.870
Delfino, Mitch	.260	54-54	181	31	47	12	1	4	20	73	.403	17	6	29	3	.341	1	11	1-2	35	94	6	.956
Knapp, Andrew	.215	28-15	65	7	14	3	0	1	15	20	.308	7	1	23	1	.297	1	1	0-0	7	0	0	1.000
Oh, Danny	.209	31-23	86	12	18	1	0	1	10	22	.256	10	4	19	3	.320	0	4	4-6	56	1	1	.983
Toboni, Paul	.200	9-1	10	1	2	0	0	0	1	2	.200	2	1	6	0	.357	1	0	0-0	0	2	0	1.000
Wark, Jacob	.000	2-0	3	0	0	0	0	0	0	0	.000	0	0	1	0	.000	0	0	0-0	7	1	1	.889
Flemer, Matt	.000	3-0	2	0	0	0	0	0	0	0	.000	0	0	1	0	.000	0	1	0-0	9	7	0	1.000
Egber, Alex	.000	1-0	1	0	0	0	0	0	0	0	.000	0	0	0	0	.000	0	0	0-0	0	0	0	.000
Jones, Justin	.000	4-4	0	0	0	0	0	0	0	0	.000	0	0	0	0	.000	0	0	0-0	1	25	3	.897
Totals	.288	58	2030	324	584	116	15	31	293	823	.405	177	52	335	32	.358	14	62	46-71	1589	628	59	.974
Opponents	.236	58	1907	194	451	73	5	17	176	585	.307	167	57	454	39	.314	16	54	56-90	1564	655	74	.968

LOB - Team (447), Opp (418). DPs turned - Team (50), Opp (42). IBB - Team (8), Renda 4, Bunting 2, Krist 2, Opp (8). Picked off - Booker 3, Semien 2, Krist 1, Delfino 1, Campbell 1, Rodriguez 1, Renda 1.

(All games Sorted by Earned run avg)

Player	era	w-l	app	gs	cg	sho	sv	ip	h	r	er	bb	so	2b	3b	hr	b/avg	wp	hp	bk	sfa	sha
Sandler, Ryan	0.00	0-0	2	0	0	0/1	0	2.0	2	0	0	1	0	0	0	0	.286	2	1	0	0	0
Donofrio, Joey	0.77	0-0	9	0	0	0/1	0	11.2	7	2	1	2	15	2	0	0	.175	1	2	0	0	2
Porter, Kyle	1.59	5-0	24	3	0	0/4	2	51.0	42	10	9	14	53	6	0	1	.222	1	11	1	0	5
Flemer, Matt	2.08	4-2	27	0	0	0/3	5	34.2	28	9	8	8	36	6	2	0	.224	2	2	0	0	2
Miller, Kevin	2.59	6-4	21	9	0	0/5	1	80.0	71	30	23	13	86	12	0	2	.240	6	8	0	4	6
Scott, Logan	2.89	1-1	23	1	0	0/2	1	43.2	39	16	14	9	29	6	1	2	.253	0	5	1	2	8
Johnson, Erik	2.91	7-4	17	17	0	0/5	0	102.0	66	33	33	54	100	12	1	3	.191	9	10	0	3	8
Jones, Justin	2.93	9-6	20	14	3	0/4	1	119.2	113	48	39	31	81	17	0	5	.262	2	11	1	3	14
Anderson, Dixon	3.90	4-3	13	13	1	0/0	0	67.0	66	35	29	22	41	11	0	4	.260	2	7	2	3	4
Lechich, Louie	5.00	1-1	6	1	0	0/0	0	18.0	17	11	10	13	13	1	1	0	.262	5	0	0	1	5
Totals	2.82	37-21	58	58	4	11/11	10	529.2	451	194	166	167	454	73	5	17	.236	30	57	5	16	54
Opponents	4.80	21-37	58	58	3	3/1	13	521.1	584	324	278	177	335	116	15	31	.288	46	52	9	14	62

PB - Team (2), Krist 1, Knapp 1, Opp (5). Pickoffs - Team (11), Jones 4, Anderson 2, Krist 2, Johnson 1, Miller 1, Flemer 1, Opp (10). SBA/ATT - Krist (56-84), Johnson (11-23), Jones (14-21), Anderson (11-18), Miller (11-15), Porter (4-5), Flemer (3-5), Scott (2-2), Lechich (0-1).

2011 California Baseball
Overall Statistics for California (as of Jun 13, 2011)
(All games Sorted by Fielding pct)

Player	c	po	a	e	fld%	dp	sba	csb	sba%	pb	ci
Matthews, Darrel	66	65	1	0	1.000	0	0	0	---	0	0
Lechich, Louie	47	41	6	0	1.000	0	0	1	.000	0	0
Flemer, Matt	16	9	7	0	1.000	2	3	2	.600	0	0
Porter, Kyle	8	2	6	0	1.000	1	4	1	.800	0	0
Knapp, Andrew	7	7	0	0	1.000	0	0	0	---	1	0
Buscovich, David	5	5	0	0	1.000	1	0	0	---	0	0
Donofrio, Joey	2	1	1	0	1.000	0	0	0	---	0	0
Toboni, Paul	2	0	2	0	1.000	0	0	0	---	0	0
Rodriguez, Devon	534	502	28	4	.993	45	0	0	---	0	0
Krist, Chadd	506	441	59	6	.988	3	56	28	.667	1	0
Bunting, Chad	69	68	0	1	.986	0	0	0	---	0	0
Oh, Danny	58	56	1	1	.983	0	0	0	---	0	0
Booker, Austin	75	70	3	2	.973	0	0	0	---	0	0
Renda, Tony	276	103	164	9	.967	41	0	0	---	0	0
Bruno, Vince	61	57	2	2	.967	0	0	0	---	0	0
Semien, Marcus	276	88	177	11	.960	36	0	0	---	0	0
Delfino, Mitch	135	35	94	6	.956	8	0	0	---	0	0
Miller, Kevin	13	4	8	1	.923	0	11	4	.733	0	0
Scott, Logan	12	4	7	1	.917	0	2	0	1.000	0	0
Jones, Justin	29	1	25	3	.897	2	14	7	.667	0	0
Wark, Jacob	9	7	1	1	.889	0	0	0	---	0	0
Campbell, Derek	23	5	15	3	.870	3	0	0	---	0	0
Johnson, Erik	22	9	10	3	.864	0	11	12	.478	0	0
Anderson, Dixon	20	5	11	4	.800	0	11	7	.611	0	0
Tanaka, Dwight	5	4	0	1	.800	0	0	0	---	0	0
Theofanopoulos, Mich	0	0	0	0	.000	0	0	0	---	0	0
Sandler, Ryan	0	0	0	0	.000	0	0	0	---	0	0
Egber, Alex	0	0	0	0	.000	0	0	0	---	0	0
Totals	2276	1589	628	59	.974	50	56	34	.622	2	0
Opponents	2293	1564	655	74	.968	42	46	25	.648	5	0

**2011 California Baseball
Overall Statistics for California (as of Jun 13, 2011)
(Cal postseason stats 6-12 Sorted by Batting avg)**

Record: 6-1 Home: 1-0 Away: 0-0 Neutral: 5-1 Pac-10: 0-0

Player	avg	gp-gs	ab	r	h	2b	3b	hr	rbi	tb	slg%	bb	hp	so	gdp	ob%	sf	sh	sb-att	po	a	e	fld%
Theofanopoulos, Mich	.667	2-0	3	1	2	0	0	0	0	2	.667	0	0	0	0	.667	0	0	0-0	0	0	0	.000
Campbell, Derek	.556	3-2	9	2	5	1	0	0	1	6	.667	0	0	0	0	.556	0	0	0-0	2	8	1	.909
Semien, Marcus	.393	7-7	28	6	11	2	2	1	6	20	.714	3	0	8	0	.452	0	1	1-1	9	17	4	.867
Rodriguez, Devon	.375	7-7	24	5	9	0	0	1	7	12	.500	4	2	1	0	.484	1	1	0-0	56	4	0	1.000
Renda, Tony	.364	7-7	33	6	12	1	0	0	4	13	.394	1	1	3	1	.400	0	0	0-0	7	16	1	.958
Krist, Chadd	.345	7-7	29	6	10	3	1	1	8	18	.621	5	0	5	0	.441	0	0	0-0	58	6	1	.985
Booker, Austin	.323	7-7	31	4	10	2	0	0	2	12	.387	3	1	3	1	.400	0	1	1-3	12	0	0	1.000
Bunting, Chad	.308	7-7	26	8	8	2	0	3	10	19	.731	2	1	7	1	.379	0	0	1-1	15	0	1	.938
Matthews, Darrel	.278	7-6	18	4	5	1	0	0	2	6	.333	2	2	1	0	.391	1	1	0-1	13	0	0	1.000
Bruno, Vince	.154	5-5	13	1	2	0	0	0	2	2	.154	0	1	3	0	.214	0	1	0-0	0	0	0	.000
Delfino, Mitch	.125	7-7	24	4	3	0	0	0	1	3	.125	2	0	3	1	.185	1	1	0-0	7	9	0	1.000
Lechich, Louie	.000	3-1	5	1	0	0	0	0	0	0	.000	0	0	2	0	.000	0	0	0-0	3	2	0	1.000
Oh, Danny	.000	1-0	1	0	0	0	0	0	0	0	.000	0	0	0	0	.000	0	1	0-0	0	0	0	.000
Toboni, Paul	.000	1-0	1	0	0	0	0	0	0	0	.000	0	0	1	0	.000	0	0	0-0	0	0	0	.000
Knapp, Andrew	.000	1-0	1	0	0	0	0	0	0	0	.000	0	0	1	0	.000	0	0	0-0	0	0	0	.000
Tanaka, Dwight	.000	3-0	0	2	0	0	0	0	0	0	.000	1	0	0	0	1.000	0	0	0-0	0	0	0	.000
Totals	.313	7	246	50	77	12	3	6	43	113	.459	23	8	38	4	.386	3	7	3-6	186	66	12	.955
Opponents	.181	7	215	25	39	8	0	1	21	50	.233	33	8	59	4	.313	0	8	4-7	179	76	13	.951

LOB - Team (58), Opp (53). DPs turned - Team (4), Opp (4). IBB - Team (1), Krist 1, Opp (2). Picked off - Renda 1, Booker 1, Campbell 1.

(Cal postseason stats 6-12 Sorted by Earned run avg)

Player	era	w-l	app	gs	cg	sho	sv	ip	h	r	er	bb	so	2b	3b	hr	b/avg	wp	hp	bk	sfa	sha
Jones, Justin	0.00	2-0	4	1	0	0/2	1	14.1	5	2	0	4	15	0	0	0	.106	0	1	1	0	0
Porter, Kyle	0.00	1-0	2	1	0	0/1	0	7.2	3	0	0	2	10	2	0	0	.120	0	2	0	0	1
Flemer, Matt	0.00	2-0	5	0	0	0/0	0	4.2	2	0	0	2	3	1	0	0	.125	0	0	0	0	0
Donofrio, Joey	0.00	0-0	1	0	0	0/0	0	2.0	1	0	0	1	3	0	0	0	.143	0	0	0	0	0
Scott, Logan	1.00	0-0	4	0	0	0/1	1	9.0	7	2	1	3	4	1	0	0	.233	0	3	0	0	3
Anderson, Dixon	1.93	0-0	1	1	0	0/0	0	4.2	2	3	1	3	4	0	0	1	.133	0	1	0	0	2
Lechich, Louie	2.45	0-0	1	0	0	0/0	0	3.2	1	1	1	4	3	0	0	0	.091	1	0	0	0	1
Miller, Kevin	7.71	0-0	4	1	0	0/1	0	4.2	8	5	4	1	8	1	0	0	.348	0	0	0	0	0
Johnson, Erik	9.53	1-1	3	3	0	0/0	0	11.1	10	12	12	13	9	3	0	0	.244	1	1	0	0	1
Totals	2.76	6-1	7	7	0	2/2	2	62.0	39	25	19	33	59	8	0	1	.181	2	8	1	0	8
Opponents	4.98	1-6	7	7	0	0/0	1	59.2	77	50	33	23	38	12	3	6	.313	5	8	0	3	7

Pickoffs - Team (0), Opp (3). SBA/ATT - Krist (4-6), Johnson (2-4), Anderson (2-2), Porter (0-1).

2011 California Baseball
Overall Statistics for California (as of Jun 13, 2011)
(Cal postseason stats 6-12 Sorted by Fielding pct)

Player	c	po	a	e	fld%	dp	sba	csb	sba%	pb	ci
Rodriguez, Devon	60	56	4	0	1.000	4	0	0	---	0	0
Delfino, Mitch	16	7	9	0	1.000	1	0	0	---	0	0
Matthews, Darrel	13	13	0	0	1.000	0	0	0	---	0	0
Booker, Austin	12	12	0	0	1.000	0	0	0	---	0	0
Lechich, Louie	5	3	2	0	1.000	0	0	0	---	0	0
Scott, Logan	3	2	1	0	1.000	0	0	0	---	0	0
Johnson, Erik	2	2	0	0	1.000	0	2	2	.500	0	0
Porter, Kyle	1	0	1	0	1.000	0	0	1	.000	0	0
Jones, Justin	1	0	1	0	1.000	0	0	0	---	0	0
Krist, Chadd	65	58	6	1	.985	0	4	2	.667	0	0
Renda, Tony	24	7	16	1	.958	3	0	0	---	0	0
Bunting, Chad	16	15	0	1	.938	0	0	0	---	0	0
Campbell, Derek	11	2	8	1	.909	1	0	0	---	0	0
Semien, Marcus	30	9	17	4	.867	2	0	0	---	0	0
Anderson, Dixon	4	0	1	3	.250	0	2	0	1.000	0	0
Miller, Kevin	1	0	0	1	.000	0	0	0	---	0	0
Bruno, Vince	0	0	0	0	.000	0	0	0	---	0	0
Oh, Danny	0	0	0	0	.000	0	0	0	---	0	0
Toboni, Paul	0	0	0	0	.000	0	0	0	---	0	0
Theofanopoulos, Mich	0	0	0	0	.000	0	0	0	---	0	0
Tanaka, Dwight	0	0	0	0	.000	0	0	0	---	0	0
Donofrio, Joey	0	0	0	0	.000	0	0	0	---	0	0
Flemer, Matt	0	0	0	0	.000	0	0	0	---	0	0
Knapp, Andrew	0	0	0	0	.000	0	0	0	---	0	0
Totals	264	186	66	12	.955	4	4	3	.571	0	0
Opponents	268	179	76	13	.951	4	3	3	.500	0	0

**2011 California Baseball
Games Summary for California (as of Jun 13, 2011)
(All games)**

Score by innings	1	2	3	4	5	6	7	8	9	EX	Total
California	30	40	23	17	47	40	28	60	35	4	324
Opponents	23	24	29	30	14	24	21	12	12	5	194

Record when ...

Overall	37-21	After 6 leading	28-1
Conference	13-13 trailing	6-18
Non-Conference	24-8 tied	3-2
Home games	15-9	After 7 leading	30-1
Away games	12-9 trailing	5-19
Neutral site	10-3 tied	2-1
Day games	27-17	After 8 leading	31-0
Night games	10-4 trailing	4-19
vs Left starter	8-2 tied	2-2
vs Right starter	29-19		
1-Run games	8-7	Hit 0 home runs	19-14
2-Run games	1-7	... 1 home run	13-7
5+Run games	14-2	... 2+ home runs	5-0
Extra innings	2-2		
Shutouts	11-3	Opponent 0 home runs	29-15
	 1 home run	8-3
Scoring 0-2 runs	2-11 2+ HRs	0-3
..... 3-5 runs	10-7		
..... 6-9 runs	20-3	Made 0 errors	17-9
..... 10+ runs	5-0	... 1 error	12-6
		... 2+ errors	8-6
Opponent 0-2 runs	24-2		
..... 3-5 runs	7-11	Opp. made 0 errors	10-5
..... 6-9 runs	6-6 1 error	17-10
..... 10+ runs	0-2 2+ errors	10-6
Scored in 1st inning	12-5	Out-hit opponent	29-6
Opp. scored in 1st	5-11	Out-hit by opponent	8-13
Scores first	25-4	Hits are tied	0-2
Opp. scores first	12-17		

Record when team scores:

Runs	0	1	2	3	4	5	6	7	8	9	10+
W-L	0-3	0-3	2-5	1-2	8-4	1-1	7-2	5-0	4-1	4-0	5-0

Record when opponent scores:

Runs	0	1	2	3	4	5	6	7	8	9	10+
W-L	11-0	6-0	7-2	4-4	1-3	2-4	4-3	1-2	1-0	0-1	0-2

Record when leading after:

Inn.	1	2	3	4	5	6	7	8
W-L	11-2	18-2	22-2	20-1	26-1	28-1	30-1	31-0

Record when trailing after:

Inn.	1	2	3	4	5	6	7	8
W-L	4-8	5-13	7-17	8-18	6-17	6-18	5-19	4-19

Record when tied after:

Inn.	1	2	3	4	5	6	7	8
W-L	22-11	14-6	8-2	9-2	5-3	3-2	2-1	2-2

Current winning streak: 6
 Longest winning streak: 7
 Longest losing streak: 4

Home attendance : 13392 (24 dates avg = 558)
 Away attendance : 36708 (33 dates avg = 1112)
 Total attendance: 50100 (57 dates avg = 878)

2011 California Baseball
Game Results for California (as of Jun 13, 2011)
(All games)

Date	Opponent	Score	Inns	Overall	Pac-10	Pitcher of record	Attend	Time
Feb 20, 2011	UTAH	w 7-0	9	1-0-0	0-0-0	Johnson (W 1-0)	739	2:52
Feb 20, 2011	UTAH	w 6-5	9	2-0-0	0-0-0	Scott (W 1-0)	926	2:34
Feb 22, 2011	at #8 Stanford	L 2-3	9	2-1-0	0-0-0	Anderson (L 0-1)	1931	2:49
^Feb 25, 2011	at #17 Coastal Carolina	w 17-0	9	3-1-0	0-0-0	Miller (W 1-0)	594	2:55
Feb 26, 2011	vs North Carolina State	w 4-0	9	4-1-0	0-0-0	Johnson (W 2-0)	275	2:18
Feb 27, 2011	vs Kansas State	w 8-1	9	5-1-0	0-0-0	Jones (W 1-0)	315	2:28
Mar 03, 2011	at San Diego	w 6-2	9	6-1-0	0-0-0	Anderson (W 1-1)	263	2:55
Mar 04, 2011	at San Diego State	L 1-2	9	6-2-0	0-0-0	Johnson (L 2-1)	503	2:27
Mar 05, 2011	vs #3 Oklahoma	L 3-5	9	6-3-0	0-0-0	Jones (L 1-1)	327	2:26
Mar 06, 2011	vs #22 Connecticut	L 1-3	9	6-4-0	0-0-0	Miller (L 1-1)	218	2:22
Mar 08, 2011	SANTA CLARA	w 20-5	9	7-4-0	0-0-0	Lechich (W 1-0)	286	3:33
Mar 11, 2011	vs Louisiana-Lafayette	w 7-6	9	8-4-0	0-0-0	Johnson (W 3-1)	500	2:27
Mar 12, 2011	vs #18 Rice	w 7-6	(15)	9-4-0	0-0-0	Porter (W 1-0)	1200	4:36
Mar 13, 2011	vs Long Beach State	w 6-1	9	10-4-0	0-0-0	Anderson (W 2-1)	450	2:44
Mar 16, 2011	SAN FRANCISCO	L 6-7	(11)	10-5-0	0-0-0	Flemer (L 0-1)	127	3:50
Mar 19, 2011	OHIO STATE	w 4-0	9	11-5-0	0-0-0	Jones (W 2-1)	113	2:09
Mar 20, 2011	OHIO STATE	w 11-1	9	12-5-0	0-0-0	Anderson (W 3-1)	113	2:25
Mar 21, 2011	NEVADA	w 2-0	9	13-5-0	0-0-0	Miller (W 2-1)	120	1:55
* Mar 25, 2011	WASHINGTON STATE	w 7-0	9	14-5-0	1-0-0	Johnson (W 4-1)	142	2:16
* Mar 26, 2011	WASHINGTON STATE	w 3-0	9	15-5-0	2-0-0	Jones (W 3-1)	136	2:21
* Mar 27, 2011	WASHINGTON STATE	w 4-3	(11)	16-5-0	3-0-0	Flemer (W 1-1)	353	2:50
Mar 29, 2011	at San Francisco	w 4-0	9	17-5-0	3-0-0	Miller (W 3-1)	102	2:22
* Apr 01, 2011	USC	L 6-10	9	17-6-0	3-1-0	Scott (L 1-1)	432	3:19
* Apr 02, 2011	USC	w 9-2	9	18-6-0	4-1-0	Jones (W 4-1)	587	2:33
* Apr 03, 2011	USC	w 9-6	9	19-6-0	5-1-0	Porter (W 2-0)	733	3:14
Apr 05, 2011	PACIFIC	L 4-7	9	19-7-0	5-1-0	Miller (L 3-2)	176	2:51
* Apr 8, 2011	at #22 Arizona	L 4-5	9	19-8-0	5-2-0	Flemer (L 1-2)	1103	2:38
* Apr 10, 2011	at #22 Arizona-1	L 8-10	9	19-9-0	5-3-0	Jones (L 4-2)	-	2:48
* Apr 10, 2011	at #22 Arizona-2	w 17-7	9	20-9-0	6-3-0	Miller (W 4-2)	1095	3:12
* Apr 15, 2011	at Washington	w 6-2	9	21-9-0	7-3-0	Johnson (W 5-1)	482	3:07
* Apr 16, 2011	at Washington	w 8-2	9	22-9-0	8-3-0	Jones (W 5-2)	515	2:43
* Apr 17, 2011	at Washington	w 4-3	9	23-9-0	9-3-0	Anderson (W 4-1)	446	2:50
Apr 19, 2011	UC DAVIS	w 4-1	9	24-9-0	9-3-0	Miller (W 5-2)	159	2:30
* Apr 21, 2011	#9 ARIZONA STATE	L 4-6	(17)	24-10-0	9-4-0	Lechich (L 1-1)	426	5:11
* Apr 22, 2011	#9 ARIZONA STATE	L 0-5	9	24-11-0	9-5-0	Jones (L 5-3)	560	2:11
* Apr 23, 2011	#9 ARIZONA STATE	L 0-6	9	24-12-0	9-6-0	Anderson (L 4-2)	1005	2:20
Apr 25, 2011	at #21 Stanford	L 5-9	9	24-13-0	9-6-0	Miller (L 5-3)	2047	2:45
* Apr 29, 2011	OREGON	w 2-1	9	25-13-0	10-6-0	Porter (W 3-0)	464	2:35
* Apr 30, 2011	OREGON	L 3-4	9	25-14-0	10-7-0	Jones (L 5-4)	846	2:22
* May 01, 2011	OREGON	w 5-4	9	26-14-0	11-7-0	Flemer (W 2-2)	548	2:42
May 03, 2011	at Santa Clara	w 4-1	9	27-14-0	11-7-0	Porter (W 4-0)	271	2:29
* May 07, 2011	at #3 Oregon State-1	L 0-3	9	27-15-0	11-8-0	Johnson (L 5-2)	2511	2:41
* May 07, 2011	at #3 Oregon State-2	w 6-2	9	28-15-0	12-8-0	Jones (W 6-4)	2358	2:29
* May 08, 2011	at #3 Oregon State	L 2-4	9	28-16-0	12-9-0	Miller (L 5-4)	2297	2:51
May 18, 2011	at UC Davis	w 8-3	9	29-16-0	12-9-0	Jones (W 7-4)	143	2:20
* May 20, 2011	at UCLA	w 4-0	9	30-16-0	13-9-0	Johnson (W 6-2)	892	3:14
* May 21, 2011	at UCLA	L 1-2	9	30-17-0	13-10-0	Anderson (L 4-3)	1379	2:23
* May 22, 2011	at UCLA	L 2-5	9	30-18-0	13-11-0	Jones (L 7-5)	1426	2:38
May 24, 2011	at Pacific	w 9-2	9	31-18-0	13-11-0	Miller (W 6-4)	572	2:38
* May 27, 2011	#20 STANFORD	L 2-3	9	31-19-0	13-12-0	Johnson (L 6-3)	652	2:29
* May 28, 2011	#20 STANFORD	L 2-4	9	31-20-0	13-13-0	Jones (L 7-6)	1358	2:28
Jun 03, 2011	vs Baylor	L 4-6	9	31-21-0	13-13-0	Johnson (L 6-4)	2785	2:48
June 4, 2011	vs #4 Alcorn State	w 10-6	9	32-21-0	13-13-0	Jones (W 8-6)	2428	3:09
Jun 05, 2011	#9 RICE	w 6-3	9	33-21-0	13-13-0	Flemer (W 3-2)	2391	3:03
Jun 05, 2011	vs Baylor	w 8-0	9	34-21-0	13-13-0	Porter (W 5-0)	2205	2:56
June 6, 2011	vs #2 Baylor	w 9-8	9	35-21-0	13-13-0	Flemer (W 4-2)	2213	3:16
Jun 11, 2011	vs Dallas Baptist	w 7-0	9	36-21-0	13-13-0	Jones (W 9-6)	1431	2:32
Jun 12, 2011	vs Dallas Baptist	w 6-2	9	37-21-0	13-13-0	Johnson (W 7-4)	1431	2:41

() extra inning game

**2011 California Baseball
Miscellaneous Stats for California (as of Jun 13, 2011)
(All games)**

Multiple Hit Games	2	3	4	5+	Total	Multiple RBI Games	2	3	4	5+	Total
Renda, Tony	12	8	2	1	23	Krist, Chadd	9	2	1	-	12
Krist, Chadd	19	4	-	-	23	Semien, Marcus	6	3	1	-	10
Booker, Austin	18	2	1	-	21	Renda, Tony	4	3	-	1	8
Rodriguez, Devon	11	4	1	1	17	Rodriguez, Devon	6	1	1	-	8
Delfino, Mitch	13	-	1	-	14	Matthews, Darrel	4	2	-	-	6
Semien, Marcus	8	4	2	-	14	Booker, Austin	4	2	-	-	6
Bruno, Vince	11	-	1	-	12	Bunting, Chad	2	1	1	1	5
Matthews, Darrel	10	1	-	-	11	Knapp, Andrew	2	2	-	-	4
Campbell, Derek	4	1	-	-	5	Delfino, Mitch	1	-	2	-	3
Bunting, Chad	2	3	-	-	5	Oh, Danny	-	2	-	-	2
Knapp, Andrew	3	-	-	-	3	Bruno, Vince	1	1	-	-	2
Oh, Danny	2	1	-	-	3	Lechich, Louie	1	-	-	-	1
Lechich, Louie	2	1	-	-	3	Theofanopoulos, Mich	-	1	-	-	1
Tanaka, Dwight	1	-	-	-	1	TEAM	40	20	6	2	68
TEAM	116	29	8	2	155						

Hitting Streaks	Longest	Current	Reached Base Streaks	Longest	Current
Bruno, Vince	14	-	Renda, Tony	17	1
Booker, Austin	12	2	Semien, Marcus	16	4
Renda, Tony	11	1	Bruno, Vince	15	1
Bunting, Chad	11	6	Rodriguez, Devon	15	12
Matthews, Darrel	8	2	Krist, Chadd	12	8
Krist, Chadd	7	1	Booker, Austin	12	8
Lechich, Louie	7	-	Bunting, Chad	11	6
Rodriguez, Devon	6	-	Lechich, Louie	9	-
Semien, Marcus	5	4	Delfino, Mitch	9	-
Delfino, Mitch	5	-	Matthews, Darrel	8	2
Oh, Danny	4	-	Knapp, Andrew	7	-
Campbell, Derek	3	3	Oh, Danny	6	-
Knapp, Andrew	2	-	Campbell, Derek	4	3
Tanaka, Dwight	2	-	Toboni, Paul	2	-
Theofanopoulos, Mich	2	2	Tanaka, Dwight	2	-
Buscovich, David	2	-	Theofanopoulos, Mich	2	2
Toboni, Paul	1	-	Buscovich, David	2	-

2011 California Baseball
Miscellaneous Stats for California (as of Jun 13, 2011)
(All games)

Starting Lineup By Position
(Team W-L record when starter)

PITCHER:		
Johnson, Erik	17	(10-7)
Jones, Justin	14	(8-6)
Anderson, Dixon	13	(10-3)
Miller, Kevin	9	(5-4)
Porter, Kyle	3	(3-0)
Scott, Logan	1	(1-0)
Lechich, Louie	1	(0-1)
CATCHER:		
Krist, Chadd	58	(37-21)
FIRST BASE:		
Rodriguez, Devon	58	(37-21)
SECOND BASE:		
Renda, Tony	56	(35-21)
Campbell, Derek	2	(2-0)
THIRD BASE:		
Delfino, Mitch	54	(34-20)
Campbell, Derek	4	(3-1)
SHORTSTOP:		
Semien, Marcus	58	(37-21)
LEFT FIELD:		
Booker, Austin	41	(25-16)
Bruno, Vince	12	(8-4)
Matthews, Darrel	5	(4-1)
CENTER FIELD:		
Matthews, Darrel	32	(22-10)
Lechich, Louie	13	(7-6)
Bunting, Chad	12	(8-4)
Tanaka, Dwight	1	(0-1)
RIGHT FIELD:		
Oh, Danny	23	(15-8)
Bunting, Chad	18	(12-6)
Bruno, Vince	16	(10-6)
Lechich, Louie	1	(0-1)
DESIGNATED HITTER:		
Bruno, Vince	15	(9-6)
Knapp, Andrew	15	(9-6)
Booker, Austin	13	(10-3)
Jones, Justin	4	(2-2)
Campbell, Derek	3	(2-1)
Matthews, Darrel	3	(2-1)
Renda, Tony	2	(2-0)
Toboni, Paul	1	(1-0)
Tanaka, Dwight	1	(0-1)
Theofanopoulos, Mich	1	(0-1)

Starting Lineup By Lineup Spot
(Team W-L record when starter)

LEADOFF:		
Bruno, Vince	30	(20-10)
Booker, Austin	17	(12-5)
Renda, Tony	8	(3-5)
Semien, Marcus	3	(2-1)
2ND SPOT:		
Semien, Marcus	40	(26-14)
Renda, Tony	6	(6-0)
Oh, Danny	5	(2-3)
Booker, Austin	3	(1-2)
Bunting, Chad	2	(1-1)
Tanaka, Dwight	1	(0-1)
Toboni, Paul	1	(1-0)
3RD SPOT:		
Renda, Tony	44	(28-16)
Krist, Chadd	14	(9-5)
CLEANUP:		
Krist, Chadd	36	(22-14)
Rodriguez, Devon	15	(9-6)
Semien, Marcus	6	(6-0)
Bunting, Chad	1	(0-1)
5TH SPOT:		
Rodriguez, Devon	32	(22-10)
Bunting, Chad	12	(6-6)
Krist, Chadd	8	(6-2)
Delfino, Mitch	5	(3-2)
Semien, Marcus	1	(0-1)
6TH SPOT:		
Delfino, Mitch	31	(21-10)
Rodriguez, Devon	10	(6-4)
Bunting, Chad	8	(6-2)
Bruno, Vince	4	(2-2)
Semien, Marcus	3	(1-2)
Knapp, Andrew	2	(1-1)
7TH SPOT:		
Matthews, Darrel	20	(12-8)
Oh, Danny	10	(8-2)
Delfino, Mitch	9	(5-4)
Bunting, Chad	7	(7-0)
Knapp, Andrew	4	(3-1)
Semien, Marcus	4	(2-2)
Lechich, Louie	1	(0-1)
Theofanopoulos, Mich	1	(0-1)
Rodriguez, Devon	1	(0-1)
Bruno, Vince	1	(0-1)
8TH SPOT:		
Matthews, Darrel	14	(12-2)
Lechich, Louie	12	(7-5)
Knapp, Andrew	9	(5-4)
Oh, Danny	8	(5-3)
Delfino, Mitch	5	(3-2)
Campbell, Derek	4	(3-1)
Jones, Justin	4	(2-2)
Semien, Marcus	1	(0-1)
Tanaka, Dwight	1	(0-1)
9TH SPOT:		
Booker, Austin	34	(22-12)
Bruno, Vince	8	(5-3)
Matthews, Darrel	6	(4-2)
Campbell, Derek	5	(4-1)
Delfino, Mitch	4	(2-2)
Lechich, Louie	1	(0-1)

**2011 California Baseball
Individual Game-by-Game for California (as of Jun 14, 2011)**

#48 Anderson, Dixon - 12 games (All games)

Date	Opponent	Pos	AB	R	H	RBI	2B	3B	HR	BB	SB	CS	HBP	SAC	SF	GDP	K	PO	A	E	Avg	
Feb 22	at Stanford	*p	0	0	0	0	0	0	0	0	0	0	0	0	0	0	0	0	1	1	1	.000
Mar 03	at San Diego	*p	0	0	0	0	0	0	0	0	0	0	0	0	0	0	0	1	0	0	0	.000
Mar 13	vs Long Beach State	*p	0	0	0	0	0	0	0	0	0	0	0	0	0	0	0	0	1	0	0	.000
Mar 20	OHIO STATE	*p	0	0	0	0	0	0	0	0	0	0	0	0	0	0	0	0	1	0	0	.000
Mar 27	WASHINGTON STATE	*p	0	0	0	0	0	0	0	0	0	0	0	0	0	0	0	1	0	0	0	.000
Apr 03	USC	*p	0	0	0	0	0	0	0	0	0	0	0	0	0	0	0	0	1	0	0	.000
Apr 10	at Arizona-2	*p	0	0	0	0	0	0	0	0	0	0	0	0	0	0	0	1	1	0	0	.000
Apr 17	at Washington	*p	0	0	0	0	0	0	0	0	0	0	0	0	0	0	0	1	1	0	0	.000
Apr 23	ARIZONA STATE	*p	0	0	0	0	0	0	0	0	0	0	0	0	0	0	0	0	3	0	0	.000
May 01	OREGON	*p	0	0	0	0	0	0	0	0	0	0	0	0	0	0	0	1	0	0	0	.000
May 18	at UC Davis	*p	0	0	0	0	0	0	0	0	0	0	0	0	0	0	0	0	1	0	0	.000
Jun 05	RICE	*p	0	0	0	0	0	0	0	0	0	0	0	0	0	0	0	0	1	3	0	.000
Totals		12gs	0	0	0	0	0	0	0	0	0	0	0	0	0	0	0	5	11	4		.000

On base pct. .000 • Slugging pct. .000

#48 Anderson, Dixon - 13 appearances (All games)

Date	Opponent	GS	IP	H	R	ER	BB	SO	2B	3B	HR	WP	BK	HBP	IBB	Score	W-L	Sv	ERA	NP
Feb 22	at Stanford	*	5.2	7	3	3	3	5	1	0	1	0	0	0	0	2-3	0-1	0	4.76	-
Mar 03	at San Diego	*	6.0	6	2	2	3	1	2	0	0	0	0	0	0	6-2	1-1	0	3.86	-
Mar 13	vs Long Beach State	*	5.2	6	0	0	0	4	0	0	0	1	0	1	0	6-1	2-1	0	2.60	-
Mar 20	OHIO STATE	*	9.0	3	1	0	2	6	1	0	0	0	0	1	0	11-1	3-1	0	1.71	-
Mar 27	WASHINGTON STATE	*	6.1	5	3	3	0	3	2	0	1	0	0	0	0	4-3	3-1	0	2.20	-
Apr 03	USC	*	4.1	7	4	4	1	3	1	0	0	0	0	1	0	9-6	3-1	0	2.92	88
Apr 10	at Arizona-2	*	3.2	8	4	4	1	1	1	0	0	1	0	0	0	17-7	3-1	0	3.54	67
Apr 17	at Washington	*	7.0	3	2	2	1	6	0	0	0	0	0	0	0	4-3	4-1	0	3.40	-
Apr 23	ARIZONA STATE	*	5.2	5	5	4	2	1	0	0	1	0	2	0	0	0-6	4-2	0	3.71	89
May 01	OREGON	*	1.1	6	4	4	2	2	1	0	0	0	0	0	0	5-4	4-2	0	4.28	-
May 18	at UC Davis	*	2.0	2	2	1	0	1	0	0	0	0	0	1	0	8-3	4-2	0	4.29	-
May 21	at UCLA	*	5.2	6	2	1	4	4	2	0	0	0	0	2	0	1-2	4-3	0	4.04	98
Jun 05	RICE	*	4.2	2	3	1	3	4	0	0	1	0	0	1	0	6-3	4-3	0	3.90	-
Totals		13	67.0	66	35	29	22	41	11	0	4	2	2	7	0	79-44	4-3	0	3.90	-

2011 California Baseball
Individual Game-by-Game for California (as of Jun 14, 2011)

#1 Booker, Austin - 54 games (All games)

Date	Opponent	Pos	AB	R	H	RBI	2B	3B	HR	BB	SB	CS	HBP	SAC	SF	GDP	K	PO	A	E	Avg
Feb 20	UTAH	*of	4	0	1	0	0	0	0	0	0	0	0	0	0	0	1	2	0	0	.250
Feb 20	UTAH	*dh	3	0	0	0	0	0	0	0	0	0	0	1	0	0	1	0	0	0	.143
Feb 25	at Coastal Carolina	*	3	1	1	0	0	0	0	1	0	0	0	0	0	0	0	0	0	0	.200
Feb 26	vs North Carolina State	*	3	1	0	0	0	0	0	1	2	1	0	0	0	0	1	1	0	0	.154
Mar 03	at San Diego	*	4	1	2	1	0	0	0	0	0	1	0	0	0	0	2	0	0	0	.235
Mar 04	at San Diego State	*	4	1	2	0	0	0	0	0	0	0	0	0	0	0	0	0	0	0	.286
Mar 05	vs Oklahoma	*	5	1	1	0	0	0	0	0	0	0	0	0	0	0	1	0	0	1	.269
Mar 08	SANTA CLARA	*of	4	3	3	3	1	1	0	0	0	0	0	0	0	0	0	1	0	0	.333
Mar 11	vs Louisiana-Lafayette	*of	3	2	2	1	0	0	0	1	0	0	0	0	0	0	0	1	0	0	.364
Mar 12	vs Rice	*of	5	1	3	1	1	1	0	0	0	0	0	0	0	0	0	1	0	0	.395
Mar 13	vs Long Beach State	*dh	3	1	1	0	0	0	0	1	1	1	0	0	0	0	1	0	0	0	.390
Mar 16	WASH FRANCISCO	*dh	4	1	1	0	0	0	0	1	0	0	0	0	0	0	1	0	0	0	.378
Mar 19	OHIO STATE	*dh	2	0	0	0	0	0	0	0	0	0	0	1	0	0	0	0	0	0	.362
Mar 21	NEVADA	*dh	2	0	0	0	0	0	0	0	0	0	0	1	0	0	0	0	0	0	.347
Mar 25	WASHINGTON STATE	*of	4	1	1	1	0	0	0	0	0	0	0	0	0	0	0	0	0	0	.340
Mar 26	WASHINGTON STATE	*of	3	0	0	0	0	0	0	0	1	0	0	0	0	0	0	0	0	0	.321
Mar 27	WASHINGTON STATE	*dh	4	0	1	0	0	0	0	0	0	0	0	0	0	0	1	0	0	0	.317
Mar 29	at San Francisco	*dh	3	0	1	1	1	0	0	0	1	0	0	1	0	1	0	0	0	0	.317
Apr 01	USC	*of	4	1	2	1	0	0	0	0	0	0	0	0	0	0	0	1	0	0	.328
Apr 02	USC	*dh	4	0	1	0	0	0	0	0	0	0	0	0	0	0	1	0	0	0	.324
Apr 03	USC	*of	4	0	2	2	1	0	0	0	0	0	0	0	0	0	0	1	0	0	.333
Apr 05	PACIFIC	*dh	3	0	2	2	1	0	0	1	0	1	0	0	0	0	0	0	0	0	.346
Apr 8	at Arizona	*	4	1	2	3	0	0	0	0	0	0	0	0	0	0	0	1	0	0	.354
Apr 10	at Arizona-1	*	5	0	1	0	0	0	0	0	0	0	0	0	0	0	2	0	0	0	.345
Apr 10	at Arizona-2	*of	5	0	1	0	0	0	0	0	0	0	0	0	0	0	1	5	0	0	.337
Apr 15	at Washington	*	3	1	2	0	0	0	0	0	0	0	0	0	0	0	0	2	0	0	.347
Apr 16	at Washington	*of	4	1	1	1	0	0	0	0	0	0	0	0	0	0	1	0	0	1	.343
Apr 17	at Washington	*	4	0	2	0	0	0	0	0	0	0	0	0	0	0	0	3	0	0	.350
Apr 19	UC DAVIS	*of	3	0	0	0	0	0	0	0	0	0	0	0	0	0	0	1	0	0	.340
Apr 21	ARIZONA STATE	*of	7	1	2	0	0	0	0	0	0	0	0	0	0	0	1	3	1	0	.336
Apr 22	ARIZONA STATE	*of	3	0	0	0	0	0	0	0	0	0	0	0	0	0	0	3	1	0	.328
Apr 23	ARIZONA STATE	*of	3	0	0	0	0	0	0	0	0	0	0	0	0	0	0	6	0	0	.319
Apr 25	at Stanford	*of/2b	4	1	1	0	0	0	0	0	0	0	0	0	0	0	1	3	1	0	.317
Apr 29	OREGON	*of	3	0	2	0	1	0	0	0	0	1	0	0	0	0	0	2	0	0	.325
Apr 30	OREGON	*of	3	0	0	0	0	0	0	0	0	0	0	0	0	1	1	1	0	0	.318
May 01	OREGON	*of	4	0	2	2	0	0	0	0	0	1	0	0	0	0	1	3	0	0	.323
May 03	at Santa Clara	*dh	3	0	0	0	0	0	0	0	0	0	0	1	0	0	1	0	0	0	.316
May 07	at Oregon State-1	*	3	0	1	0	0	0	0	0	0	0	0	1	0	0	0	0	0	0	.317
May 07	at Oregon State-2	*	4	1	2	1	0	0	0	0	1	0	0	0	0	0	0	2	0	0	.322
May 08	at Oregon State	*	3	1	2	0	0	0	0	0	0	0	0	0	0	0	0	1	0	0	.329
May 18	at UC Davis	*of	5	1	1	0	1	0	0	0	0	0	0	0	0	0	0	3	0	0	.325
May 20	at UCLA	*of	4	1	1	0	0	0	0	1	0	0	0	0	0	0	0	0	0	0	.323
May 21	at UCLA	*	3	0	1	0	0	0	0	0	1	1	1	0	0	0	0	0	0	0	.323
May 22	at UCLA	*	2	1	0	0	0	0	0	1	0	0	1	0	0	0	0	1	0	0	.319
May 24	at Pacific	*of	4	2	4	2	0	0	1	1	1	0	0	0	0	0	0	6	0	0	.335
May 27	STANFORD	*of	5	0	0	0	0	0	0	0	0	0	0	0	0	0	1	2	0	0	.325
May 28	STANFORD	*of	4	0	0	0	0	0	0	1	0	0	0	0	0	1	1	2	0	0	.318
Jun 03	vs Baylor	*of	3	1	2	0	1	0	0	2	0	1	0	0	0	0	1	1	0	0	.324
June 4	vs Alcorn State	*of	6	0	1	1	0	0	0	0	0	0	0	0	0	0	0	0	0	0	.319
Jun 05	RICE	*of	5	0	1	1	0	0	0	0	1	1	0	0	0	0	0	1	0	0	.316
Jun 05	vs Baylor	*of	5	0	2	0	0	0	0	0	0	0	0	0	0	0	0	1	0	0	.318
June 6	vs Baylor	*	3	1	0	0	0	0	0	0	0	0	1	1	0	1	1	0	0	0	.313
Jun 11	vs Dallas Baptist	*of	5	0	2	0	0	0	0	0	0	0	0	0	0	0	0	3	0	0	.315
Jun 12	vs Dallas Baptist	*of	4	2	2	0	1	0	0	1	0	0	0	0	0	0	1	6	0	0	.319
Totals		54gs	204	31	65	24	9	2	1	13	9	9	3	7	0	4	24	70	3	2	.319

On base pct. .368 • Slugging pct. .397

2011 California Baseball
Individual Game-by-Game for California (as of Jun 14, 2011)

#22 Bruno, Vince - 46 games (All games)

Date	Opponent	Pos	AB	R	H	RBI	2B	3B	HR	BB	SB	CS	HBP	SAC	SF	GDP	K	PO	A	E	Avg
Feb 25	at Coastal Carolina		1	1	1	0	0	0	0	0	0	0	0	0	0	0	0	0	0	0	1.000
Feb 27	vs Kansas State	*	3	1	1	0	0	0	0	0	0	0	0	1	0	0	0	0	0	0	.500
Mar 05	vs Oklahoma	*	1	0	1	0	0	0	0	2	0	0	1	0	0	0	0	0	0	0	.600
Mar 06	vs Connecticut	*	4	0	1	0	1	0	0	0	0	0	0	0	0	0	0	3	0	1	.444
Mar 08	SANTA CLARA	*dh	4	2	2	1	0	0	0	0	0	0	0	0	0	0	0	0	0	0	.462
Mar 11	vs Louisiana-Lafayette	*dh	5	0	1	0	0	0	0	0	0	0	0	0	0	1	1	0	0	0	.389
Mar 12	vs Rice	*dh	7	0	1	0	1	0	0	1	0	0	0	0	0	0	1	0	0	0	.320
Mar 13	vs Long Beach State	*of	3	3	2	1	1	0	0	1	0	0	1	0	0	0	1	3	0	0	.357
Mar 16	SAN FRANCISCO	*of	4	1	2	1	1	0	0	2	0	0	0	0	0	0	1	1	0	0	.375
Mar 19	OHIO STATE	*of	3	2	2	0	0	0	0	1	2	0	0	0	0	0	0	2	0	0	.400
Mar 20	OHIO STATE	*of	4	2	2	1	1	0	0	1	0	0	0	1	0	0	1	1	0	0	.410
Mar 21	NEVADA	*of	4	1	2	0	1	0	0	0	0	0	0	0	0	0	0	0	0	0	.419
Mar 25	WASHINGTON STATE	*of	4	0	1	1	0	0	0	0	0	0	0	1	0	0	0	5	0	0	.404
Mar 26	WASHINGTON STATE	*of	3	0	2	0	1	0	0	1	1	0	0	0	0	0	1	1	0	0	.420
Mar 27	WASHINGTON STATE	*of	5	1	0	0	0	0	0	0	0	0	0	0	0	0	0	1	0	0	.382
Mar 29	at San Francisco	*of	4	1	0	0	0	0	0	1	0	0	0	0	0	0	0	1	0	0	.356
Apr 01	USC	*of	3	1	1	0	0	0	0	1	0	1	1	0	0	0	0	2	0	0	.355
Apr 02	USC	*of	4	1	2	0	1	0	0	1	0	0	0	0	0	0	0	1	0	0	.364
Apr 03	USC	*of	4	0	1	0	0	0	0	1	0	0	0	0	0	0	0	1	0	0	.357
Apr 05	PACIFIC	*of	3	1	0	0	0	0	0	1	0	0	0	1	0	0	0	2	0	0	.342
Apr 8	at Arizona	*	3	0	1	0	0	0	0	1	0	0	1	0	0	0	1	0	0	0	.342
Apr 10	at Arizona-1	*	5	1	1	1	0	0	0	0	0	0	1	0	0	0	0	2	1	0	.333
Apr 10	at Arizona-2	*of	6	2	4	3	0	0	0	0	0	0	0	0	0	0	4	0	0	0	.356
Apr 15	at Washington	*	4	1	1	0	0	0	0	0	0	0	0	0	1	0	3	0	0	0	.352
Apr 16	at Washington	*of	5	2	2	0	0	0	0	0	0	0	0	0	0	0	1	1	0	0	.354
Apr 17	at Washington	*	5	1	1	0	0	0	0	0	2	0	0	0	0	0	2	0	0	0	.347
Apr 19	UC DAVIS	*of	4	0	2	0	1	0	0	0	0	0	0	0	0	0	0	3	1	0	.352
Apr 21	ARIZONA STATE	*of	6	0	0	0	0	0	0	1	0	0	0	1	0	0	0	7	0	0	.333
Apr 22	ARIZONA STATE	*of	4	0	1	0	0	0	0	0	0	0	0	0	0	0	1	1	0	0	.330
Apr 23	ARIZONA STATE	*of	3	0	2	0	1	0	0	1	0	0	0	0	0	0	0	2	0	0	.339
Apr 25	at Stanford	*of	3	0	0	0	0	0	0	0	0	0	0	0	0	0	0	1	0	1	.331
Apr 29	OREGON	*of	3	0	0	0	0	0	0	0	0	0	0	1	0	0	0	6	0	0	.323
May 01	OREGON	*dh	3	0	1	0	0	0	0	0	0	0	1	0	0	0	1	0	0	0	.323
May 03	at Santa Clara	*of	4	0	1	1	0	0	0	0	0	0	0	0	0	0	1	3	0	0	.321
May 07	at Oregon State-1	*	3	0	0	0	0	0	0	1	0	0	0	0	0	0	1	0	0	0	.313
May 07	at Oregon State-2	*	2	0	1	0	0	0	0	0	0	0	0	0	0	0	0	0	0	0	.316
May 08	at Oregon State	*	1	0	1	0	1	0	0	0	0	0	0	0	0	0	0	0	0	0	.321
May 21	at UCLA	*	3	0	0	0	0	0	0	0	0	0	0	0	0	0	1	0	0	0	.314
May 24	at Pacific	*dh	4	1	1	1	0	0	0	0	0	0	0	0	0	0	0	0	0	0	.312
May 27	STANFORD	*dh	3	0	1	0	0	0	0	0	0	0	0	0	0	0	0	0	0	0	.313
May 28	STANFORD	*dh	3	0	1	0	0	0	0	0	0	0	0	0	0	0	0	0	0	0	.313
Jun 03	vs Baylor	*dh	4	0	0	0	0	0	0	0	0	0	0	0	0	0	0	0	0	0	.305
Jun 4	vs Alcorn State	*dh	2	1	1	0	0	0	0	0	0	0	0	0	0	0	1	0	0	0	.308
Jun 05	RICE	*dh	3	0	1	2	0	0	0	0	0	0	0	1	0	0	2	0	0	0	.308
Jun 05	vs Baylor	*dh	3	0	0	0	0	0	0	0	0	0	0	0	0	0	0	0	0	0	.302
June 6	vs Baylor	*	1	0	0	0	0	0	0	0	0	0	1	0	0	0	0	0	0	0	.301
Totals		43gs	163	27	49	13	11	0	0	18	5	1	7	7	0	2	18	57	2	2	.301

On base pct. .394 • Slugging pct. .368

2011 California Baseball
Individual Game-by-Game for California (as of Jun 14, 2011)

#45 Bunting, Chad - 31 games (All games)

Date	Opponent	Pos	AB	R	H	RBI	2B	3B	HR	BB	SB	CS	HBP	SAC	SF	GDP	K	PO	A	E	Avg
Feb 20	UTAH	*of	4	1	1	0	0	0	0	0	0	0	0	0	0	0	1	4	0	0	.250
Feb 20	UTAH	*of	3	1	1	0	0	0	0	0	0	0	0	1	0	0	1	6	0	0	.286
Feb 22	at Stanford	*of	4	0	1	1	0	0	0	0	0	0	0	0	0	0	1	0	0	0	.273
Feb 25	at Coastal Carolina	*of	5	2	3	7	0	0	2	0	0	0	0	0	0	0	2	4	0	0	.375
Feb 26	vs North Carolina State	*	2	1	1	0	0	0	0	1	0	0	0	0	0	0	0	2	0	0	.389
Feb 27	vs Kansas State	*	5	1	3	0	1	0	0	0	1	0	0	0	0	0	0	1	0	0	.435
Mar 03	at San Diego	*	4	0	1	0	0	0	0	1	0	0	0	0	0	0	2	1	0	0	.407
Mar 04	at San Diego State	*	3	0	1	0	0	0	0	0	0	0	1	0	0	0	1	3	0	0	.400
Mar 05	vs Oklahoma	*	3	0	1	1	1	0	0	0	0	0	1	0	0	0	0	3	0	0	.394
Mar 06	vs Connecticut	*	2	0	1	0	0	1	0	2	0	0	0	0	0	0	1	2	0	0	.400
Mar 08	SANTA CLARA	*of	4	1	1	0	0	0	0	1	0	0	0	0	0	0	1	0	0	0	.385
Mar 11	vs Louisiana-Lafayette	*of	4	0	0	0	0	0	0	0	0	0	0	0	0	0	1	0	0	0	.349
Mar 12	vs Rice	*of/of	7	1	0	0	0	0	0	1	0	0	0	0	0	1	1	3	0	0	.300
Mar 13	vs Long Beach State	*of	4	0	0	1	0	0	0	0	0	0	0	0	0	0	1	3	0	0	.278
May 07	at Oregon State-1	*	1	0	1	0	0	0	0	0	0	0	0	0	0	0	0	0	0	0	.291
May 07	at Oregon State-2	*	4	1	2	0	0	0	0	0	0	0	0	0	0	0	1	1	0	0	.305
May 08	at Oregon State	*	4	0	1	0	0	0	0	0	0	0	0	0	0	0	1	0	0	0	.302
May 18	at UC Davis	*of	5	0	1	0	0	0	0	0	0	0	0	0	0	0	0	2	0	0	.294
May 20	at UCLA	*of	3	0	0	0	0	0	0	0	0	0	0	1	0	0	2	4	0	0	.282
May 21	at UCLA	*	4	1	1	1	0	0	1	0	0	0	0	0	0	0	2	3	0	0	.280
May 22	at UCLA	*	4	0	0	0	0	0	0	0	0	0	0	0	0	0	2	4	0	0	.266
May 24	at Pacific	*of	4	1	2	2	0	0	1	1	0	1	0	0	0	0	0	2	0	0	.277
May 27	STANFORD	*of	4	0	1	0	0	0	0	0	0	0	0	0	0	0	1	0	0	0	.276
May 28	STANFORD	*of	3	0	0	0	0	0	0	0	0	0	1	0	0	0	1	4	0	0	.267
Jun 03	vs Baylor	*of	4	0	0	1	0	0	0	0	1	0	0	0	0	0	0	3	0	0	.255
June 4	vs Alcorn State	*of	3	2	1	2	1	0	0	2	0	0	0	0	0	0	0	4	0	0	.258
Jun 05	RICE	*of	4	1	1	0	0	0	0	0	0	0	0	0	0	1	1	3	0	0	.257
Jun 05	vs Baylor	*of	3	2	3	4	0	0	2	0	0	0	1	0	0	0	0	1	0	0	.279
June 6	vs Baylor	*	4	1	1	0	0	0	0	0	0	0	0	0	0	0	2	3	0	1	.278
Jun 11	vs Dallas Baptist	*of	4	1	1	3	0	0	1	0	0	0	0	0	0	0	2	0	0	0	.277
Jun 12	vs Dallas Baptist	*of	4	1	1	0	1	0	0	0	0	0	0	0	0	0	2	1	0	0	.276
Totals		30gs	116	19	32	23	4	1	7	9	2	1	4	2	0	2	29	68	0	1	.276

On base pct. .349 • Slugging pct. .509

#31 Buscovich, David - 4 games (All games)

Date	Opponent	Pos	AB	R	H	RBI	2B	3B	HR	BB	SB	CS	HBP	SAC	SF	GDP	K	PO	A	E	Avg
Mar 08	SANTA CLARA	ph/of	2	1	1	0	1	0	0	0	0	0	0	0	0	0	0	1	0	0	.500
Mar 20	OHIO STATE	ph	0	1	0	0	0	0	0	1	0	0	0	0	0	0	0	0	0	0	.500
Apr 25	at Stanford	ph/1b	1	1	1	0	0	0	0	0	0	0	1	0	0	0	0	2	0	0	.667
May 24	at Pacific	ph/1b	2	0	0	0	0	0	0	0	0	0	0	0	0	0	1	2	0	0	.400
Totals		0gs	5	3	2	0	1	0	0	1	0	0	1	0	0	0	1	5	0	0	.400

On base pct. .571 • Slugging pct. .600

**2011 California Baseball
Individual Game-by-Game for California (as of Jun 14, 2011)**

#5 Campbell, Derek - 21 games (All games)

Date	Opponent	Pos	AB	R	H	RBI	2B	3B	HR	BB	SB	CS	HBP	SAC	SF	GDP	K	PO	A	E	Avg
Feb 20	UTAH	ph/ss	1	0	0	0	0	0	0	0	0	0	0	0	0	0	1	0	0	0	.000
Feb 20	UTAH	*3b	3	0	0	0	0	0	0	0	0	0	0	0	0	0	3	0	0	1	.000
Feb 22	at Stanford	pr	0	0	0	0	0	0	0	0	0	0	0	0	0	0	0	0	0	0	.000
Feb 25	at Coastal Carolina		0	0	0	0	0	0	0	0	0	0	0	0	0	0	0	0	1	0	.000
Feb 26	vs North Carolina State	*	3	0	0	0	0	0	0	0	0	0	0	0	0	0	1	1	1	0	.000
Mar 04	at San Diego State	*	2	0	0	0	0	0	0	0	0	0	0	1	0	0	0	0	0	0	.000
Mar 08	SANTA CLARA	*3b/ss	5	1	0	0	0	0	0	1	0	0	0	0	0	0	2	2	2	0	.000
Mar 12	vs Rice	pr/3b	3	0	2	1	1	0	0	0	0	0	0	0	0	0	1	0	2	0	.118
Mar 20	OHIO STATE	ph/3b	2	0	2	1	0	0	0	0	0	0	0	0	0	0	0	0	1	1	.211
Mar 25	WASHINGTON STATE	ph/dh	3	1	0	0	0	0	0	1	0	0	0	0	0	0	0	0	0	0	.182
Apr 10	at Arizona-1		2	1	0	0	0	0	0	0	0	0	0	0	0	0	1	0	0	0	.167
Apr 19	UC DAVIS	*dh	3	0	0	0	0	0	0	0	0	0	0	0	0	0	1	0	0	0	.148
Apr 21	ARIZONA STATE	3b	4	0	2	1	1	0	0	0	1	0	0	0	0	0	1	0	0	0	.194
Apr 22	ARIZONA STATE	*dh	3	0	0	0	0	0	0	0	0	0	0	0	0	1	0	0	0	0	.176
Apr 25	at Stanford	ss	2	1	2	1	1	0	0	0	0	0	0	0	0	0	0	0	0	0	.222
Apr 29	OREGON	*dh	2	0	0	0	0	0	0	0	0	0	0	0	0	0	2	0	0	0	.211
May 07	at Oregon State-1		0	0	0	0	0	0	0	0	0	0	0	0	0	0	0	0	0	0	.211
May 08	at Oregon State		1	0	0	0	0	0	0	0	0	0	0	0	0	0	1	0	0	0	.205
Jun 03	vs Baylor	3b	1	0	1	0	0	0	0	0	0	0	0	0	0	0	0	0	0	0	.225
Jun 11	vs Dallas Baptist	*2b	4	0	1	0	0	0	0	0	0	0	0	0	0	0	0	1	4	0	.227
Jun 12	vs Dallas Baptist	*2b	4	2	3	1	1	0	0	0	0	0	0	0	0	0	0	1	4	1	.271
Totals			9gs	48	6	13	5	4	0	2	1	0	0	1	0	1	14	5	15	3	.271

On base pct. .300 • Slugging pct. .354

2011 California Baseball
Individual Game-by-Game for California (as of Jun 14, 2011)

#44 Delfino, Mitch - 54 games (All games)

Date	Opponent	Pos	AB	R	H	RBI	2B	3B	HR	BB	SB	CS	HBP	SAC	SF	GDP	K	PO	A	E	Avg
Feb 20	UTAH	*3b	2	1	2	4	0	0	1	1	0	0	1	0	0	0	0	1	0	2	1.000
Feb 22	at Stanford	*3b	3	0	2	0	0	0	0	1	0	1	0	0	0	0	0	1	3	0	.800
Feb 25	at Coastal Carolina	*	4	1	1	0	0	0	0	0	0	0	0	0	0	0	2	0	1	0	.556
Feb 27	vs Kansas State	*	3	1	0	0	0	0	0	0	0	0	0	1	0	0	1	0	2	1	.417
Mar 03	at San Diego	*	3	0	1	0	1	0	0	0	0	0	0	1	0	0	1	3	2	0	.400
Mar 05	vs Oklahoma	*	2	0	1	0	0	0	0	1	0	0	0	1	0	0	0	0	2	0	.412
Mar 06	vs Connecticut	*	4	0	1	0	0	1	0	0	0	0	0	0	0	0	1	1	0	0	.381
Mar 11	vs Louisiana-Lafayette	*3b	3	1	1	2	1	0	0	0	0	0	0	1	0	0	1	0	1	0	.375
Mar 12	vs Rice	*3b	5	0	4	4	1	0	0	0	0	0	0	0	0	0	0	2	4	0	.448
Mar 13	vs Long Beach State	*3b	4	0	0	0	0	0	0	0	0	0	0	0	0	1	1	0	0	0	.394
Mar 16	SAN FRANCISCO	*3b	4	0	1	1	0	0	0	0	0	0	0	1	0	0	1	0	2	0	.378
Mar 19	OHIO STATE	*3b	3	0	0	0	0	0	0	1	0	0	0	0	0	0	1	1	6	0	.350
Mar 20	OHIO STATE	*3b	2	0	0	1	0	0	0	0	0	0	0	1	0	0	1	0	2	1	.333
Mar 21	NEVADA	*3b	3	0	1	0	1	0	0	0	0	0	0	0	0	0	0	0	1	0	.333
Mar 25	WASHINGTON STATE	*3b	3	1	2	0	1	0	0	0	0	0	0	1	0	0	0	0	1	0	.354
Mar 26	WASHINGTON STATE	*3b	1	0	0	0	0	0	0	1	0	0	0	1	0	0	1	0	8	0	.347
Mar 27	WASHINGTON STATE	*3b	3	1	1	0	1	0	0	1	0	0	0	0	0	0	0	0	3	0	.346
Mar 29	at San Francisco	*3b	3	1	1	0	1	0	0	1	0	0	0	0	0	0	2	0	2	0	.345
Apr 01	USC	*3b	5	0	2	0	0	0	0	0	0	0	0	0	0	0	1	1	4	0	.350
Apr 02	USC	*3b	4	1	2	1	0	0	0	1	0	0	0	0	0	0	0	0	3	0	.359
Apr 03	USC	*3b	4	2	1	0	0	0	0	0	0	0	0	0	0	0	0	1	1	0	.353
Apr 05	PACIFIC	*3b	3	0	0	0	0	0	0	1	0	0	1	0	0	0	0	1	3	1	.338
Apr 8	at Arizona	*	4	0	0	0	0	0	0	0	0	0	0	0	0	0	3	1	0	0	.320
Apr 10	at Arizona-1	*	3	0	0	0	0	0	0	0	0	0	0	0	0	0	0	2	0	0	.308
Apr 10	at Arizona-2	*3b	5	3	2	1	1	0	1	0	1	0	1	0	0	0	1	0	0	0	.313
Apr 15	at Washington	*	3	2	1	1	0	0	1	1	0	0	0	0	0	0	0	0	1	0	.314
Apr 16	at Washington	*3b	4	1	0	0	0	0	0	1	0	0	0	0	0	0	1	1	1	0	.300
Apr 17	at Washington	*	5	1	1	1	1	0	0	0	0	0	0	0	0	0	1	0	3	0	.295
Apr 19	UC DAVIS	*3b	3	1	0	1	0	0	0	0	0	0	0	0	0	0	0	1	0	0	.286
Apr 21	ARIZONA STATE	*3b	4	0	2	0	1	0	0	0	0	0	0	0	0	0	0	1	2	0	.294
Apr 22	ARIZONA STATE	*3b	3	0	0	0	0	0	0	0	0	0	0	0	0	0	1	0	5	0	.286
Apr 23	ARIZONA STATE	*3b	3	0	0	0	0	0	0	0	0	0	0	0	0	0	0	1	2	0	.278
Apr 25	at Stanford	*3b	2	0	1	0	0	0	0	0	0	0	0	0	0	0	1	1	2	0	.282
Apr 29	OREGON	*3b	3	2	2	1	0	0	1	0	0	0	0	1	0	0	0	1	2	0	.292
Apr 30	OREGON	*3b	3	0	0	0	0	0	0	1	0	0	0	0	0	0	2	1	2	0	.284
May 01	OREGON	*3b	4	1	1	0	0	0	0	0	0	0	0	0	0	1	0	0	1	0	.283
May 03	at Santa Clara	*3b	4	2	2	1	1	0	0	0	0	0	0	0	0	0	0	1	1	0	.290
May 07	at Oregon State-1	*	3	0	1	0	0	0	0	0	0	0	1	0	0	0	0	1	1	0	.291
May 07	at Oregon State-2	*	3	2	2	0	0	0	0	1	0	0	0	0	0	0	0	0	2	0	.300
May 08	at Oregon State	*	4	0	0	0	0	0	0	0	0	0	0	0	0	0	0	0	1	1	.291
May 18	at UC Davis	*3b	4	0	0	0	0	0	0	0	0	0	0	1	0	0	0	2	0	0	.283
May 20	at UCLA	*3b	3	1	1	0	0	0	0	1	0	0	0	0	0	0	0	1	2	0	.284
May 21	at UCLA	*	3	0	0	0	0	0	0	0	0	0	0	0	0	0	2	0	0	0	.278
May 22	at UCLA	*	3	0	0	0	0	0	0	0	0	0	0	0	0	0	0	0	1	0	.272
May 24	at Pacific	*3b	4	1	2	0	0	0	0	1	0	0	0	0	0	0	0	1	0	0	.278
May 27	STANFORD	*3b	3	0	2	0	1	0	0	0	0	0	1	0	0	0	0	0	2	0	.286
May 28	STANFORD	*3b	3	0	0	0	0	0	0	0	0	0	1	0	0	0	0	0	3	0	.280
Jun 03	vs Baylor	*3b	3	0	1	0	0	0	0	0	0	0	0	0	0	0	1	2	1	0	.281
June 4	vs Alcorn State	*3b	4	2	0	0	0	0	0	1	0	0	0	0	0	0	0	1	3	0	.274
Jun 05	RICE	*3b	3	1	0	0	0	0	0	1	0	0	0	0	0	0	0	1	1	0	.269
Jun 05	vs Baylor	*3b	3	0	0	0	0	0	0	0	0	0	0	1	0	0	0	1	3	0	.265
June 6	vs Baylor	*	3	0	0	1	0	0	0	0	0	0	0	0	1	1	0	1	0	0	.260
Jun 11	vs Dallas Baptist	*3b	4	1	2	0	0	0	0	0	0	0	0	0	0	0	0	1	1	0	.266
Jun 12	vs Dallas Baptist	*3b	4	0	0	0	0	0	0	0	0	0	0	0	0	0	2	0	0	0	.260
Totals		54gs	181	31	47	20	12	1	4	17	1	1	6	11	1	3	29	35	94	6	.260

On base pct. .341 • Slugging pct. .403

#43 Donofrio, Joey - 2 games (All games)

Date	Opponent	Pos	AB	R	H	RBI	2B	3B	HR	BB	SB	CS	HBP	SAC	SF	GDP	K	PO	A	E	Avg
Mar 16	SAN FRANCISCO	p	0	0	0	0	0	0	0	0	0	0	0	0	0	0	0	1	0	0	.000
Apr 01	USC	p	0	0	0	0	0	0	0	0	0	0	0	0	0	0	0	0	1	0	.000
Totals		0gs	0	0	0	0	0	0	0	0	0	0	0	0	0	0	0	1	1	0	.000

On base pct. .000 • Slugging pct. .000

**2011 California Baseball
Individual Game-by-Game for California (as of Jun 14, 2011)**

#43 Donofrio, Joey - 9 appearances (All games)

Date	Opponent	GS	IP	H	R	ER	BB	SO	2B	3B	HR	WP	BK	HBP	IBB	Score	W-L	Sv	ERA	NP
Feb 25	at Coastal Carolina		0.2	0	0	0	0	2	0	0	0	0	0	0	0	17-0	0-0	0	0.00	12
Mar 08	SANTA CLARA		1.0	1	0	0	0	2	1	0	0	0	0	2	0	20-5	0-0	0	0.00	-
Mar 16	SAN FRANCISCO		2.0	0	0	0	1	3	0	0	0	0	0	0	0	6-7	0-0	0	0.00	-
Apr 01	USC		1.0	2	1	1	0	0	1	0	0	0	0	0	0	6-10	0-0	0	1.93	10
Apr 21	ARIZONA STATE		0.2	1	0	0	0	0	0	0	0	0	0	0	0	4-6	0-0	0	1.69	6
Apr 23	ARIZONA STATE		1.0	0	0	0	0	2	0	0	0	0	0	0	0	0-6	0-0	0	1.42	14
Apr 25	at Stanford		2.1	2	1	0	0	2	0	0	0	1	0	0	0	5-9	0-0	0	1.04	-
May 28	STANFORD		1.0	0	0	0	0	1	0	0	0	0	0	0	0	2-4	0-0	0	0.93	-
Jun 03	vs Baylor		2.0	1	0	0	1	3	0	0	0	0	0	0	0	4-6	0-0	0	0.77	-
Totals		0	11.2	7	2	1	2	15	2	0	0	1	0	2	0	64-53	0-0	0	0.77	-

#9 Egber, Alex - 1 game (All games)

Date	Opponent	Pos	AB	R	H	RBI	2B	3B	HR	BB	SB	CS	HBP	SAC	SF	GDP	K	PO	A	E	Avg	
Mar 08	SANTA CLARA	ph	1	0	0	0	0	0	0	0	0	0	0	0	0	0	0	0	0	0	0	.000
Totals		ogs	1	0	0	0	0	0	0	0	0	0	0	0	0	0	0	0	0	0	0	.000

On base pct. .000 • Slugging pct. .000

#49 Flemer, Matt - 8 games (All games)

Date	Opponent	Pos	AB	R	H	RBI	2B	3B	HR	BB	SB	CS	HBP	SAC	SF	GDP	K	PO	A	E	Avg
Feb 25	at Coastal Carolina		0	0	0	0	0	0	0	0	0	0	0	0	0	0	0	1	0	0	.000
Mar 06	vs Connecticut		0	0	0	0	0	0	0	0	0	0	0	0	0	0	0	0	2	0	.000
Mar 12	vs Rice	1b	1	0	0	0	0	0	0	0	0	0	0	1	0	0	0	7	1	0	.000
Mar 13	vs Long Beach State	p	0	0	0	0	0	0	0	0	0	0	0	0	0	0	0	1	0	0	.000
Apr 8	at Arizona		0	0	0	0	0	0	0	0	0	0	0	0	0	0	0	0	1	0	.000
Apr 10	at Arizona-1		1	0	0	0	0	0	0	0	0	0	0	0	0	0	1	0	0	0	.000
Apr 21	ARIZONA STATE	p	0	0	0	0	0	0	0	0	0	0	0	0	0	0	0	0	1	0	.000
May 01	OREGON	p	0	0	0	0	0	0	0	0	0	0	0	0	0	0	0	0	2	0	.000
Totals		ogs	2	0	0	0	0	0	0	0	0	0	0	1	0	0	1	9	7	0	.000

On base pct. .000 • Slugging pct. .000

#49 Flemer, Matt - 27 appearances (All games)

Date	Opponent	GS	IP	H	R	ER	BB	SO	2B	3B	HR	WP	BK	HBP	IBB	Score	W-L	Sv	ERA	NP
Feb 22	at Stanford		1.0	0	0	0	0	3	0	0	0	0	0	0	0	2-3	0-0	0	0.00	-
Feb 27	vs Kansas State		1.0	1	0	0	0	1	0	0	0	0	0	0	0	8-1	0-0	0	0.00	9
Mar 03	at San Diego		1.0	0	0	0	0	1	0	0	0	0	0	1	0	6-2	0-0	0	0.00	-
Mar 06	vs Connecticut		2.0	1	0	0	0	2	0	0	0	1	0	0	0	1-3	0-0	0	0.00	-
Mar 11	vs Louisiana-Lafayette		2.0	2	1	1	0	4	1	1	0	0	0	0	0	7-6	0-0	1	1.29	-
Mar 13	vs Long Beach State		1.0	0	0	0	0	1	0	0	0	0	0	0	0	6-1	0-0	1	1.12	-
Mar 16	SAN FRANCISCO		2.0	4	1	1	0	2	0	0	0	0	0	0	0	6-7	0-1	1	1.80	-
Mar 21	NEVADA		1.0	1	0	0	0	0	0	0	0	0	0	0	0	2-0	0-1	2	1.64	-
Mar 26	WASHINGTON STATE		1.0	0	0	0	0	2	0	0	0	0	0	0	0	3-0	0-1	3	1.50	-
Mar 27	WASHINGTON STATE		2.0	1	0	0	0	4	0	0	0	0	0	0	0	4-3	1-1	3	1.29	-
Mar 29	at San Francisco		1.0	0	0	0	1	0	0	0	0	0	0	0	0	4-0	1-1	3	1.20	9
Apr 03	USC		1.0	3	1	1	0	1	1	0	0	0	0	0	0	9-6	1-1	3	1.69	21
Apr 8	at Arizona		1.1	4	3	3	2	1	2	0	0	0	0	0	1	4-5	1-2	3	3.12	36
Apr 16	at Washington		1.0	0	0	0	0	1	0	0	0	0	0	0	0	8-2	1-2	3	2.95	-
Apr 17	at Washington		0.2	0	0	0	0	1	0	0	0	0	0	1	0	4-3	1-2	4	2.84	-
Apr 21	ARIZONA STATE		2.2	4	1	1	1	3	1	0	0	0	0	0	1	4-6	1-2	4	2.91	49
Apr 30	OREGON		2.0	0	0	0	0	2	0	0	0	0	0	0	0	3-4	1-2	4	2.66	-
May 01	OREGON		1.0	0	0	0	0	0	0	0	0	0	0	0	0	5-4	2-2	4	2.55	-
May 03	at Santa Clara		1.0	1	0	0	1	0	0	0	0	0	0	0	0	4-1	2-2	5	2.45	-
May 08	at Oregon State		1.2	1	0	0	0	2	0	0	0	0	0	0	0	2-4	2-2	5	2.30	19
May 18	at UC Davis		1.0	1	1	0	1	1	0	0	0	0	0	0	0	8-3	2-2	5	2.22	-
May 22	at UCLA		1.2	2	1	1	0	1	0	1	0	1	0	0	0	2-5	2-2	5	2.40	18
Jun 03	vs Baylor		0.2	0	0	0	0	1	0	0	0	0	0	0	0	4-6	2-2	5	2.35	-
Jun 4	vs Alcorn State		1.0	1	0	0	0	1	1	0	0	0	0	0	0	10-6	2-2	5	2.27	19
Jun 05	RICE		1.2	1	0	0	2	1	0	0	0	0	0	0	0	6-3	3-2	5	2.16	-
Jun 6	vs Baylor		0.1	0	0	0	0	0	0	0	0	0	0	0	0	9-8	4-2	5	2.14	2
Jun 12	vs Dallas Baptist		1.0	0	0	0	0	0	0	0	0	0	0	0	0	6-2	4-2	5	2.08	9
Totals		0	34.2	28	9	8	8	36	6	2	0	2	0	2	2	137-94	4-2	5	2.08	-

**2011 California Baseball
Individual Game-by-Game for California (as of Jun 14, 2011)**

#35 Johnson, Erik - 11 games (All games)

Date	Opponent	Pos	AB	R	H	RBI	2B	3B	HR	BB	SB	CS	HBP	SAC	SF	GDP	K	PO	A	E	Avg
Feb 20	UTAH	*p	0	0	0	0	0	0	0	0	0	0	0	0	0	0	0	1	1	2	.000
Mar 04	at San Diego State	*p	0	0	0	0	0	0	0	0	0	0	0	0	0	0	0	1	0	0	.000
Mar 11	vs Louisiana-Lafayette	*p	0	0	0	0	0	0	0	0	0	0	0	0	0	0	0	1	0	0	.000
Mar 25	WASHINGTON STATE	*p	0	0	0	0	0	0	0	0	0	0	0	0	0	0	0	1	0	0	.000
Apr 01	USC	*p	0	0	0	0	0	0	0	0	0	0	0	0	0	0	0	0	1	0	.000
Apr 15	at Washington	*p	0	0	0	0	0	0	0	0	0	0	0	0	0	0	0	2	1	0	.000
Apr 21	ARIZONA STATE	*p	0	0	0	0	0	0	0	0	0	0	0	0	0	0	0	0	1	0	.000
Apr 29	OREGON	*p	0	0	0	0	0	0	0	0	0	0	0	0	0	0	0	0	2	0	.000
May 07	at Oregon State-1	*p	0	0	0	0	0	0	0	0	0	0	0	0	0	0	0	1	3	1	.000
May 20	at UCLA	*p	0	0	0	0	0	0	0	0	0	0	0	0	0	0	0	1	0	0	.000
Jun 03	vs Baylor	*p	0	0	0	0	0	0	0	0	0	0	0	0	0	0	0	2	0	0	.000
Totals		11gs	0	0	0	0	0	0	0	0	0	0	0	0	0	0	0	9	10	3	.000

On base pct. .000 • Slugging pct. .000

#35 Johnson, Erik - 17 appearances (All games)

Date	Opponent	GS	IP	H	R	ER	BB	SO	2B	3B	HR	WP	BK	HBP	IBB	Score	W-L	Sv	ERA	NP
Feb 20	UTAH	*	7.0	3	0	0	0	8	0	0	0	1	0	0	0	7-0	1-0	0	0.00	-
Feb 26	vs North Carolina State	*	6.0	3	0	0	3	6	1	0	0	1	0	0	0	4-0	2-0	0	0.00	96
Mar 04	at San Diego State	*	6.0	8	2	2	2	8	1	1	0	2	0	0	0	1-2	2-1	0	0.95	-
Mar 11	vs Louisiana-Lafayette	*	6.0	3	2	2	5	5	2	0	0	1	0	1	0	7-6	3-1	0	1.44	-
Mar 19	OHIO STATE	*	1.0	0	0	0	2	1	0	0	0	0	0	0	0	4-0	3-1	0	1.38	-
Mar 25	WASHINGTON STATE	*	8.0	2	0	0	4	6	0	0	0	0	0	0	0	7-0	4-1	0	1.06	-
Apr 01	USC	*	5.0	5	5	5	2	3	0	0	2	2	0	3	0	6-10	4-1	0	2.08	83
Apr 8	at Arizona	*	7.0	6	2	2	0	11	0	0	1	0	0	0	0	4-5	4-1	0	2.15	101
Apr 15	at Washington	*	6.2	6	1	1	3	3	2	0	0	0	0	0	0	6-2	5-1	0	2.05	-
Apr 21	ARIZONA STATE	*	9.0	8	2	2	3	2	1	0	0	1	0	0	0	4-6	5-1	0	2.04	130
Apr 29	OREGON	*	8.0	4	1	1	3	11	1	0	0	0	0	1	0	2-1	5-1	0	1.94	-
May 07	at Oregon State-1	*	7.0	2	3	3	6	9	1	0	0	0	0	1	0	0-3	5-2	0	2.11	122
May 20	at UCLA	*	7.0	2	0	0	4	7	0	0	0	0	0	2	0	4-0	6-2	0	1.94	120
May 27	STANFORD	*	7.0	4	3	3	4	11	0	0	0	0	0	0	0	2-3	6-3	0	2.08	-
Jun 03	vs Baylor	*	2.1	3	5	5	6	1	0	0	0	1	0	0	0	4-6	6-4	0	2.52	-
June 6	vs Baylor	*	3.0	4	5	5	3	4	1	0	0	0	0	1	0	9-8	6-4	0	2.91	68
Jun 12	vs Dallas Baptist	*	6.0	3	2	2	4	4	2	0	0	0	0	0	0	6-2	7-4	0	2.91	95
Totals		17	102.0	66	33	33	54	100	12	1	3	9	0	10	0	77-54	7-4	0	2.91	-

#23 Jones, Justin - 18 games (All games)

Date	Opponent	Pos	AB	R	H	RBI	2B	3B	HR	BB	SB	CS	HBP	SAC	SF	GDP	K	PO	A	E	Avg
Feb 27	vs Kansas State	*p	0	0	0	0	0	0	0	0	0	0	0	0	0	0	0	0	4	0	.000
Mar 05	vs Oklahoma	*p	0	0	0	0	0	0	0	0	0	0	0	0	0	0	0	0	2	2	.000
Mar 12	vs Rice	*p	0	0	0	0	0	0	0	0	0	0	0	0	0	0	0	0	0	1	.000
Mar 19	OHIO STATE	p	0	0	0	0	0	0	0	0	0	0	0	0	0	0	0	0	1	0	.000
Mar 25	WASHINGTON STATE	*dh	0	0	0	0	0	0	0	0	0	0	0	0	0	0	0	0	0	0	.000
Mar 26	WASHINGTON STATE	*p	0	0	0	0	0	0	0	0	0	0	0	0	0	0	0	0	1	0	.000
Apr 02	USC	*p	0	0	0	0	0	0	0	0	0	0	0	0	0	0	0	0	2	0	.000
Apr 15	at Washington	*p	0	0	0	0	0	0	0	0	0	0	0	0	0	0	0	0	0	0	.000
Apr 16	at Washington	*p	0	0	0	0	0	0	0	0	0	0	0	0	0	0	0	0	3	0	.000
Apr 22	ARIZONA STATE	*p	0	0	0	0	0	0	0	0	0	0	0	0	0	0	0	0	1	0	.000
Apr 23	ARIZONA STATE	*dh	0	0	0	0	0	0	0	0	0	0	0	0	0	0	0	0	0	0	.000
Apr 25	at Stanford	*dh	0	0	0	0	0	0	0	0	0	0	0	0	0	0	0	0	0	0	.000
Apr 30	OREGON	*p	0	0	0	0	0	0	0	0	0	0	0	0	0	0	0	0	4	0	.000
May 03	at Santa Clara	p	0	0	0	0	0	0	0	0	0	0	0	0	0	0	0	0	1	0	.000
May 18	at UC Davis	p	0	0	0	0	0	0	0	0	0	0	0	0	0	0	0	0	1	0	.000
May 22	at UCLA	*p	0	0	0	0	0	0	0	0	0	0	0	0	0	0	0	0	2	0	.000
May 28	STANFORD	*p	0	0	0	0	0	0	0	0	0	0	0	0	0	0	0	1	2	0	.000
Jun 11	vs Dallas Baptist	*p	0	0	0	0	0	0	0	0	0	0	0	0	0	0	0	0	1	0	.000
Totals		15gs	0	0	0	0	0	0	0	0	0	0	0	0	0	0	0	1	25	3	.000

On base pct. .000 • Slugging pct. .000

2011 California Baseball
Individual Game-by-Game for California (as of Jun 14, 2011)

#23 Jones, Justin - 20 appearances (All games)

Date	Opponent	GS	IP	H	R	ER	BB	SO	2B	3B	HR	WP	BK	HBP	IBB	Score	W-L	Sv	ERA	NP
Feb 20	UTAH	*	7.0	8	5	2	1	5	1	0	1	0	0	0	0	6-5	0-0	0	2.57	-
Feb 27	vs Kansas State	*	7.0	3	1	1	3	3	0	0	0	0	0	0	0	8-1	1-0	0	1.93	92
Mar 05	vs Oklahoma	*	8.0	7	5	4	2	3	1	0	0	0	0	1	0	3-5	1-1	0	2.86	4
Mar 12	vs Rice	*	4.0	8	6	6	2	2	2	0	1	0	0	0	0	7-6	1-1	0	4.50	-
Mar 19	OHIO STATE	*	8.0	5	0	0	3	4	0	0	0	0	0	0	0	4-0	2-1	0	3.44	-
Mar 26	WASHINGTON STATE	*	8.0	7	0	0	0	7	0	0	0	0	0	1	0	3-0	3-1	0	2.79	-
Apr 02	USC	*	9.0	7	2	1	1	12	2	0	0	0	0	2	0	9-2	4-1	0	2.47	108
Apr 10	at Arizona-1	*	4.1	10	7	7	4	3	3	0	1	1	0	0	0	8-10	4-2	0	3.42	82
Apr 16	at Washington	*	8.0	7	2	1	3	4	1	0	0	0	0	3	0	8-2	5-2	0	3.13	-
Apr 22	ARIZONA STATE	*	9.0	9	5	5	2	0	4	0	0	0	0	0	0	0-5	5-3	0	3.36	100
Apr 30	OREGON	*	7.0	9	4	3	1	4	1	0	1	0	0	0	0	3-4	5-4	0	3.40	-
May 03	at Santa Clara	*	2.0	3	0	0	1	0	0	0	0	0	0	0	0	4-1	5-4	0	3.32	-
May 07	at Oregon State-2	*	9.0	6	2	2	0	8	1	0	1	0	0	0	0	6-2	6-4	0	3.19	112
May 18	at UC Davis	*	4.0	1	0	0	1	5	0	0	0	0	0	2	0	8-3	7-4	0	3.05	-
May 22	at UCLA	*	3.0	6	3	3	2	2	1	0	0	0	0	1	0	2-5	7-5	0	3.24	58
May 28	STANFORD	*	8.0	12	4	4	1	4	0	0	0	1	0	0	0	2-4	7-6	0	3.33	-
June 4	vs Alcorn State	*	6.1	2	2	0	3	10	0	0	0	0	0	1	0	10-6	8-6	0	3.14	93
Jun 05	vs Baylor	*	2.0	1	0	0	0	2	0	0	0	0	0	0	0	8-0	8-6	1	3.09	-
Jun 6	vs Baylor	*	0.0	1	0	0	0	0	0	0	0	0	0	0	0	9-8	8-6	1	3.09	3
Jun 11	vs Dallas Baptist	*	6.0	1	0	0	1	3	0	0	0	0	1	0	0	7-0	9-6	1	2.93	75
Totals			14	119.2	113	48	39	81	17	0	5	2	1	11	0	115-69	9-6	1	2.93	-

#6 Knapp, Andrew - 28 games (All games)

Date	Opponent	Pos	AB	R	H	RBI	2B	3B	HR	BB	SB	CS	HBP	SAC	SF	GDP	K	PO	A	E	Avg	
Feb 20	UTAH	*dh	3	1	1	2	1	0	0	0	0	0	1	0	0	0	0	0	0	0	0	.333
Feb 20	UTAH	ph	1	0	1	1	0	0	0	0	0	0	0	0	0	0	0	0	0	0	0	.500
Feb 22	at Stanford	*dh	4	0	0	0	0	0	0	0	0	0	0	0	0	0	2	0	0	0	0	.250
Feb 25	at Coastal Carolina		0	0	0	0	0	0	0	0	0	0	0	0	0	0	0	0	0	0	0	.250
Feb 26	vs North Carolina State	*	3	1	1	3	0	0	1	0	0	0	0	0	0	0	2	0	0	0	0	.273
Feb 27	vs Kansas State	*	4	0	0	0	0	0	0	0	0	0	0	0	0	0	0	0	0	0	0	.200
Mar 03	at San Diego		1	0	0	0	0	0	0	0	0	0	0	0	0	0	0	0	0	0	0	.188
Mar 04	at San Diego State	*	4	0	1	0	0	0	0	0	0	0	0	0	0	0	2	0	0	0	0	.200
Mar 06	vs Connecticut	*	3	0	0	0	0	0	0	0	0	0	0	0	0	0	3	0	0	0	0	.174
Mar 08	SANTA CLARA	c	0	0	0	0	0	0	0	1	0	0	0	0	0	0	0	3	0	0	0	.174
Mar 20	OHIO STATE	*dh/c	3	0	0	1	0	0	0	1	0	0	0	0	1	0	0	0	0	0	0	.154
Mar 26	WASHINGTON STATE	*dh	3	0	1	2	0	0	0	0	0	0	0	0	0	0	1	0	0	0	0	.172
Apr 01	USC	*dh	3	1	1	0	1	0	0	2	0	0	0	0	0	0	1	0	0	0	0	.188
Apr 03	USC	*dh	2	1	0	0	0	0	0	1	0	0	0	1	0	0	0	0	0	0	0	.176
Apr 8	at Arizona	*	3	0	0	0	0	0	0	1	0	0	0	0	0	0	1	0	0	0	0	.162
Apr 10	at Arizona-1		1	0	1	0	0	0	0	0	0	0	0	0	0	0	0	0	0	0	0	.184
Apr 10	at Arizona-2	*dh	5	2	2	1	0	0	0	0	0	0	0	0	0	0	2	0	0	0	0	.209
Apr 15	at Washington		1	0	0	0	0	0	0	0	0	0	0	0	0	0	0	0	0	0	0	.205
Apr 16	at Washington	*dh	4	1	2	1	0	0	0	0	0	0	0	0	0	0	0	0	0	0	0	.229
Apr 17	at Washington	*	3	0	2	1	0	0	0	1	0	0	0	0	0	0	1	0	0	0	0	.255
Apr 21	ARIZONA STATE	*dh	7	0	0	0	0	0	0	0	0	0	0	0	0	1	3	0	0	0	0	.224
Apr 25	at Stanford	c	1	0	0	0	0	0	0	0	0	0	0	0	0	0	1	2	0	0	0	.220
May 18	at UC Davis	ph	1	0	0	0	0	0	0	0	0	0	0	0	0	0	1	0	0	0	0	.217
May 20	at UCLA	ph	1	0	1	3	1	0	0	0	0	0	0	0	0	0	0	0	0	0	0	.230
May 24	at Pacific	ph/c	1	0	0	0	0	0	0	0	0	0	0	0	0	0	1	2	0	0	0	.226
May 27	STANFORD	ph	1	0	0	0	0	0	0	0	0	0	0	0	0	0	0	0	0	0	0	.222
May 28	STANFORD	ph	1	0	0	0	0	0	0	0	0	0	0	0	0	0	1	0	0	0	0	.219
Jun 03	vs Baylor	ph	1	0	0	0	0	0	0	0	0	0	0	0	0	0	1	0	0	0	0	.215
Totals			15gs	65	7	14	15	3	0	1	7	0	0	1	1	1	23	7	0	0	0	.215

On base pct. .297 • Slugging pct. .308

2011 California Baseball
Individual Game-by-Game for California (as of Jun 14, 2011)

#27 Krist, Chadd - 58 games (All games)

Date	Opponent	Pos	AB	R	H	RBI	2B	3B	HR	BB	SB	CS	HBP	SAC	SF	GDP	K	PO	A	E	Avg
Feb 20	UTAH	*C	3	1	0	0	0	0	0	1	0	0	0	0	0	0	2	11	1	0	.000
Feb 20	UTAH	*C	3	1	2	0	0	0	0	1	0	0	0	0	0	0	7	1	0	0	.333
Feb 22	at Stanford	*C	4	0	0	0	0	0	0	0	0	0	0	0	0	0	2	10	1	1	.200
Feb 25	at Coastal Carolina	*	3	1	1	1	0	0	0	1	0	0	0	0	1	0	0	13	0	0	.231
Feb 26	vs North Carolina State	*	3	1	2	0	2	0	0	0	0	0	0	0	0	0	0	8	1	0	.312
Feb 27	vs Kansas State	*	5	0	3	2	2	0	0	0	0	0	0	0	0	0	4	0	0	0	.381
Mar 03	at San Diego	*	4	1	2	1	1	0	0	0	0	0	1	0	0	0	1	6	1	0	.400
Mar 04	at San Diego State	*	3	0	1	0	1	0	0	1	0	0	0	0	0	0	1	9	2	0	.393
Mar 05	vs Oklahoma	*	3	0	0	1	0	0	0	1	0	0	0	0	1	0	1	3	2	0	.355
Mar 06	vs Connecticut	*	3	0	1	0	1	0	0	1	0	0	0	0	0	0	7	0	0	0	.353
Mar 08	SANTA CLARA	*C	4	2	2	4	1	0	0	1	0	0	0	0	0	0	7	1	0	0	.368
Mar 11	vs Louisiana-Lafayette	*C	4	2	2	0	1	0	0	0	0	0	0	0	0	0	1	11	3	0	.381
Mar 12	vs Rice	*C	7	0	1	0	0	0	0	0	0	0	0	1	0	0	1	11	1	0	.347
Mar 13	vs Long Beach State	*C	4	0	2	2	0	0	0	0	0	0	0	0	0	0	2	7	0	0	.358
Mar 16	SAN FRANCISCO	*C	4	1	0	0	0	0	0	1	0	0	1	0	0	1	0	9	1	0	.333
Mar 19	OHIO STATE	*C	4	0	0	0	0	0	0	0	0	0	0	0	0	0	6	0	0	0	.311
Mar 20	OHIO STATE	*C	3	0	1	1	0	0	0	1	0	0	0	0	0	0	6	0	0	0	.312
Mar 21	NEVADA	*C	4	0	1	1	1	0	0	0	0	0	0	0	0	0	2	10	1	0	.309
Mar 25	WASHINGTON STATE	*C	5	1	2	1	1	0	0	0	0	0	0	0	0	0	7	0	0	0	.315
Mar 26	WASHINGTON STATE	*C	4	0	0	0	0	0	0	0	0	0	0	0	0	0	1	8	2	0	.299
Mar 27	WASHINGTON STATE	*C	4	0	1	2	0	0	0	0	0	0	0	0	0	0	9	4	0	0	.296
Mar 29	at San Francisco	*C	3	1	1	1	1	0	0	1	0	0	0	0	0	0	15	1	0	0	.298
Apr 01	USC	*C	4	2	2	1	1	0	0	1	0	0	0	0	0	0	2	5	1	0	.307
Apr 02	USC	*C	3	2	2	1	0	0	0	2	0	0	0	0	0	0	11	1	0	0	.319
Apr 03	USC	*C	5	2	2	3	1	0	1	0	0	0	0	0	0	0	7	3	0	0	.323
Apr 05	PACIFIC	*C	4	0	2	1	1	0	0	1	1	0	0	0	0	0	1	8	0	0	.330
Apr 8	at Arizona	*	4	0	0	0	0	0	0	0	0	0	0	0	0	0	3	14	0	0	.317
Apr 10	at Arizona-1	*	4	2	2	0	0	0	0	1	0	0	0	0	0	0	5	1	0	0	.324
Apr 10	at Arizona-2	*C	5	1	1	2	0	0	0	0	0	0	0	0	1	0	1	5	2	0	.319
Apr 15	at Washington	*	3	0	1	1	1	0	0	0	0	0	0	1	0	0	9	0	0	0	.319
Apr 16	at Washington	*C	5	0	2	2	1	0	0	0	0	0	0	0	0	0	5	0	0	0	.322
Apr 17	at Washington	*	4	1	3	1	2	0	0	1	0	0	0	0	0	0	5	2	0	0	.336
Apr 19	UC DAVIS	*C	3	1	2	0	0	0	0	0	0	1	0	0	0	0	6	2	0	0	.344
Apr 21	ARIZONA STATE	*C	6	2	2	1	1	0	0	2	0	0	0	0	0	0	11	3	0	0	.343
Apr 22	ARIZONA STATE	*C	3	0	0	0	0	0	0	1	0	0	0	0	0	0	1	1	1	1	.336
Apr 23	ARIZONA STATE	*C	3	0	0	0	0	0	0	0	1	0	0	0	0	1	0	3	2	0	.329
Apr 25	at Stanford	*C	3	0	0	0	0	0	0	0	0	0	0	0	0	1	0	6	0	0	.322
Apr 29	OREGON	*C	3	0	0	0	0	0	0	1	0	0	0	0	0	0	2	11	1	0	.315
Apr 30	OREGON	*C	3	1	1	2	1	0	0	0	0	0	0	0	1	1	0	6	0	0	.315
May 01	OREGON	*C	4	0	2	0	0	0	0	0	0	0	0	0	0	0	1	7	0	0	.320
May 03	at Santa Clara	*C	4	1	1	0	0	0	0	0	0	0	0	0	0	0	0	1	1	0	.318
May 07	at Oregon State-1	*	5	0	1	0	0	0	0	0	0	0	0	0	0	1	1	8	2	0	.315
May 07	at Oregon State-2	*	4	0	1	0	0	0	0	1	0	0	0	0	0	0	2	8	0	0	.313
May 08	at Oregon State	*	4	0	0	0	0	0	0	0	0	0	0	0	0	0	8	1	1	0	.306
May 18	at UC Davis	*C	3	1	2	2	1	0	0	1	0	0	1	0	0	0	6	1	2	0	.312
May 20	at UCLA	*C	5	1	2	0	0	0	0	0	0	0	0	0	0	0	9	3	0	0	.315
May 21	at UCLA	*	3	0	0	0	0	0	0	0	0	0	0	1	0	0	1	6	0	0	.309
May 22	at UCLA	*	4	0	1	0	0	0	0	0	0	0	0	0	0	0	4	1	0	0	.308
May 24	at Pacific	*C	4	1	0	1	0	0	0	1	0	0	0	0	0	0	1	6	2	0	.302
May 27	STANFORD	*C	3	0	0	0	0	0	0	0	0	0	0	1	0	0	13	0	0	0	.297
May 28	STANFORD	*C	3	1	1	0	0	0	0	0	0	0	1	0	0	0	5	0	0	0	.297
Jun 03	vs Baylor	*C	4	1	3	1	1	1	0	0	0	0	0	0	0	0	5	0	0	0	.307
June 4	vs Alcorn State	*C	5	1	3	2	1	0	0	0	0	0	0	0	0	0	1	10	2	1	.314
Jun 05	RICE	*C	4	0	0	0	0	0	0	1	0	0	0	0	0	0	2	9	0	0	.308
Jun 05	vs Baylor	*C	4	1	1	2	1	0	0	1	0	0	0	0	0	0	11	1	0	0	.307
June 6	vs Baylor	*	4	1	1	0	0	0	0	1	0	0	0	0	0	0	11	2	0	0	.306
Jun 11	vs Dallas Baptist	*C	4	1	0	0	0	0	0	1	0	0	0	0	0	0	5	1	0	0	.300
Jun 12	vs Dallas Baptist	*C	4	1	2	3	0	0	1	1	0	0	0	0	0	0	2	7	0	0	.304
Totals		58gs	224	37	68	43	25	1	2	29	1	1	4	4	4	5	34	441	59	6	.304

On base pct. .387 • Slugging pct. .451

**2011 California Baseball
Individual Game-by-Game for California (as of Jun 14, 2011)**

#25 Lechich, Louie - 30 games (All games)

Date	Opponent	Pos	AB	R	H	RBI	2B	3B	HR	BB	SB	CS	HBP	SAC	SF	GDP	K	PO	A	E	Avg
Feb 25	at Coastal Carolina		1	0	0	0	0	0	0	0	0	0	0	0	0	0	0	0	0	0	.000
Mar 08	SANTA CLARA	p	0	0	0	0	0	0	0	0	0	0	0	0	0	0	0	0	1	0	.000
Mar 12	vs Rice	pr/of	3	1	1	0	0	0	0	0	0	0	0	0	0	0	0	4	0	0	.250
Mar 16	SAN FRANCISCO	*p	0	0	0	0	0	0	0	0	0	0	0	0	0	0	0	0	2	0	.250
Mar 20	OHIO STATE	of	0	0	0	0	0	0	0	2	0	0	0	0	0	0	0	2	0	0	.250
Mar 25	WASHINGTON STATE	of	0	0	0	0	0	0	0	0	0	0	0	0	0	0	0	0	0	0	.250
Mar 26	WASHINGTON STATE	of	0	0	0	0	0	0	0	0	0	0	0	0	0	0	0	1	0	0	.250
Mar 29	at San Francisco	*of	4	0	2	0	0	0	0	0	0	0	0	0	0	0	1	0	0	0	.375
Apr 02	USC	of	1	0	0	0	0	0	0	0	0	0	0	0	0	0	0	1	0	0	.333
Apr 03	USC	of	0	0	0	0	0	0	0	0	0	0	0	0	0	0	0	0	0	0	.333
Apr 8	at Arizona		0	0	0	0	0	0	0	0	0	0	0	0	0	0	0	0	0	0	.333
Apr 10	at Arizona-1	*	4	2	3	2	0	0	0	0	0	0	0	0	0	0	1	1	0	0	.462
Apr 21	ARIZONA STATE	p	0	0	0	0	0	0	0	0	0	0	0	0	0	0	0	0	1	0	.462
Apr 23	ARIZONA STATE	of	0	0	0	0	0	0	0	0	0	0	0	0	0	0	0	0	0	0	.462
Apr 25	at Stanford	ph/of	1	1	0	0	0	0	0	1	0	0	0	0	0	0	0	0	0	0	.429
May 01	OREGON	*of	3	0	1	1	0	0	0	0	0	0	0	0	0	0	1	6	0	0	.412
May 03	at Santa Clara	*of	4	1	1	0	0	0	0	0	0	0	0	0	0	0	0	2	0	0	.381
May 07	at Oregon State-1	*	3	0	1	0	1	0	0	0	0	0	0	0	0	0	2	2	0	0	.375
May 07	at Oregon State-2	*	3	1	1	1	0	0	0	0	0	0	0	1	0	0	0	1	0	0	.370
May 08	at Oregon State	*	4	0	1	0	0	0	0	0	0	0	0	0	0	0	2	3	0	0	.355
May 18	at UC Davis	*of	4	1	1	0	0	0	0	0	0	0	0	0	0	0	0	1	0	0	.343
May 20	at UCLA	*of	3	1	1	0	0	0	0	1	0	0	0	0	0	0	0	1	0	0	.342
May 21	at UCLA	*	3	0	0	0	0	0	0	0	0	0	0	0	0	0	2	5	0	0	.317
May 22	at UCLA	*	3	1	1	1	0	0	1	0	0	0	0	0	0	0	0	3	0	0	.318
May 24	at Pacific	*of	3	1	2	0	0	0	0	2	0	0	0	0	0	0	0	4	0	0	.340
May 27	STANFORD	*of	4	0	0	0	0	0	0	0	0	0	0	0	0	0	1	1	0	0	.314
Jun 03	vs Baylor	*of	3	0	0	0	0	0	0	0	0	0	0	0	0	0	1	1	0	0	.296
Jun 05	RICE	of	1	1	0	0	0	0	0	0	0	0	0	0	0	0	0	0	0	0	.291
June 6	vs Baylor		0	0	0	0	0	0	0	0	0	0	0	0	0	0	0	0	2	0	.291
Jun 11	vs Dallas Baptist	ph/of	1	0	0	0	0	0	0	0	0	0	0	0	0	0	1	2	0	0	.286
Totals		15gs	56	11	16	5	1	0	1	6	0	0	0	1	0	0	12	41	6	0	.286

On base pct. .355 • Slugging pct. .357

#25 Lechich, Louie - 6 appearances (All games)

Date	Opponent	GS	IP	H	R	ER	BB	SO	2B	3B	HR	WP	BK	HBP	IBB	Score	W-L	Sv	ERA	NP
Mar 05	vs Oklahoma		1.0	0	0	0	1	0	0	0	0	0	0	0	0	3-5	0-0	0	0.00	-
Mar 08	SANTA CLARA		1.1	2	3	3	2	1	1	0	0	1	0	0	0	20-5	1-0	0	11.57	-
Mar 16	SAN FRANCISCO	*	5.0	6	2	2	1	4	0	1	0	0	0	0	0	6-7	1-0	0	6.14	-
Apr 05	PACIFIC		3.2	6	3	2	1	2	0	0	0	0	0	0	0	4-7	1-0	0	5.73	50
Apr 21	ARIZONA STATE		3.1	2	2	2	4	3	0	0	0	3	0	0	0	4-6	1-1	0	5.65	55
June 6	vs Baylor		3.2	1	1	1	4	3	0	0	0	1	0	0	2	9-8	1-1	0	5.00	59
Totals		1	18.0	17	11	10	13	13	1	1	0	5	0	0	2	46-38	1-1	0	5.00	-

**2011 California Baseball
Individual Game-by-Game for California (as of Jun 14, 2011)**

#2 Matthews, Darrel - 47 games (All games)

Date	Opponent	Pos	AB	R	H	RBI	2B	3B	HR	BB	SB	CS	HBP	SAC	SF	GDP	K	PO	A	E	Avg
Feb 20	UTAH	ph/of	1	0	0	0	0	0	0	0	0	0	0	0	0	0	0	0	0	0	.000
Feb 20	UTAH	*of	4	0	2	3	0	0	0	0	0	0	0	0	0	0	1	2	0	0	.400
Feb 22	at Stanford	*of	4	1	1	0	0	0	0	0	0	0	0	0	0	0	2	0	0	0	.333
Feb 25	at Coastal Carolina	*	3	0	1	0	0	0	0	0	0	0	0	0	0	0	1	0	0	0	.333
Feb 27	vs Kansas State		1	1	1	0	0	0	0	0	0	0	0	0	0	0	0	0	0	0	.385
Mar 03	at San Diego	*	3	1	0	0	0	0	0	1	0	0	0	1	0	0	0	0	0	0	.312
Mar 05	vs Oklahoma	*	4	0	1	0	0	0	0	0	0	0	0	0	0	0	1	4	0	0	.300
Mar 06	vs Connecticut		1	0	0	0	0	0	0	0	0	0	0	0	0	0	0	0	0	0	.286
Mar 08	SANTA CLARA	of	0	0	0	0	0	0	0	0	0	0	0	0	0	0	0	0	0	0	.286
Mar 12	vs Rice	*of	2	0	0	0	0	0	0	0	0	0	0	0	0	0	0	0	0	0	.261
Mar 13	vs Long Beach State	*of	4	0	0	0	0	0	0	0	0	0	0	0	0	0	2	2	0	0	.222
Mar 16	SAN FRANCISCO	of	0	0	0	0	0	0	0	0	0	0	0	1	0	0	0	0	0	0	.222
Mar 19	OHIO STATE	*of	3	1	1	0	0	0	0	0	0	0	0	0	0	0	0	3	0	0	.233
Mar 20	OHIO STATE	*of	3	3	3	0	0	0	0	0	1	0	0	0	0	0	0	0	0	0	.303
Mar 21	NEVADA	*of	3	0	2	0	0	0	0	0	0	0	0	0	0	0	1	1	0	0	.333
Mar 25	WASHINGTON STATE	*of	4	1	2	1	1	0	0	0	0	0	0	0	0	0	0	2	0	0	.350
Mar 26	WASHINGTON STATE	*of/of	3	1	1	0	0	0	0	0	0	0	0	0	0	0	0	0	0	0	.349
Mar 27	WASHINGTON STATE	*of	4	0	0	1	0	0	0	0	0	0	0	0	0	0	0	2	0	0	.319
Mar 29	at San Francisco	*of	4	0	0	0	0	0	0	0	0	0	0	0	0	0	2	1	0	0	.294
Apr 01	USC	*of	5	0	0	0	0	0	0	0	0	0	0	0	0	0	0	1	0	0	.268
Apr 02	USC	*of	3	1	1	0	0	0	0	0	1	0	0	1	0	0	1	3	0	0	.271
Apr 03	USC	*of/of	3	1	2	3	1	0	0	1	0	1	0	0	0	0	0	3	0	0	.290
Apr 05	PACIFIC	*of	5	1	2	0	0	0	0	0	0	0	0	0	0	0	1	4	0	0	.299
Apr 8	at Arizona	*	4	2	2	0	0	1	0	0	0	0	0	0	0	0	2	1	0	0	.310
Apr 10	at Arizona-1	*	4	1	2	1	0	1	0	0	0	0	0	0	0	0	2	1	0	0	.320
Apr 10	at Arizona-2	*of	3	3	1	2	0	1	0	2	1	0	0	0	0	0	0	2	0	0	.321
Apr 15	at Washington	*	4	0	1	2	1	0	0	0	0	0	0	0	0	0	2	3	0	0	.317
Apr 16	at Washington	*of	5	1	1	0	0	0	0	0	0	0	0	0	0	0	0	1	0	0	.310
Apr 17	at Washington	*	4	0	0	0	0	0	0	0	0	0	0	0	0	0	0	2	0	0	.297
Apr 19	UC DAVIS	*of	3	0	1	2	0	1	0	0	0	0	0	0	0	0	0	1	0	0	.298
Apr 21	ARIZONA STATE	*of	6	0	0	0	0	0	0	0	0	0	0	1	0	0	2	5	1	0	.280
Apr 22	ARIZONA STATE	*of	3	0	2	0	0	0	0	0	0	0	0	0	0	0	1	3	0	0	.291
Apr 23	ARIZONA STATE	*of	3	0	1	0	1	0	0	0	0	0	0	0	0	0	1	3	0	0	.292
Apr 25	at Stanford	*of	2	0	0	0	0	0	0	0	0	0	0	0	0	0	1	2	0	0	.287
Apr 29	OREGON	*of	2	0	0	0	0	0	0	0	0	0	0	0	0	0	2	0	0	0	.282
Apr 30	OREGON	*of	2	0	0	0	0	0	0	1	0	0	0	0	0	0	0	0	0	0	.277
May 18	at UC Davis	*dh	3	2	2	1	0	0	0	0	0	0	0	0	0	0	1	0	0	0	.287
May 20	at UCLA	*dh	3	0	0	0	0	0	0	0	0	0	0	0	0	0	1	0	0	0	.280
May 22	at UCLA	*	2	0	0	0	0	0	0	0	0	0	0	0	0	0	1	0	0	0	.275
May 24	at Pacific	of	0	0	0	0	0	0	0	0	0	0	0	0	0	0	0	0	0	0	.275
Jun 03	vs Baylor	of	1	0	0	0	0	0	0	0	0	0	0	0	0	0	0	0	0	0	.273
June 4	vs Alcorn State	*of	2	1	1	2	1	0	0	1	0	0	0	1	1	0	0	2	0	0	.276
Jun 05	RICE	*of	1	2	1	0	0	0	0	1	0	0	1	0	0	0	0	0	0	0	.282
Jun 05	vs Baylor	*of	3	1	0	0	0	0	0	0	0	0	1	0	0	0	0	3	0	0	.276
June 6	vs Baylor	*	4	0	0	0	0	0	0	0	0	0	0	0	0	0	1	4	0	0	.267
Jun 11	vs Dallas Baptist	*of	3	0	2	0	0	0	0	0	0	0	0	0	0	0	0	2	0	0	.276
Jun 12	vs Dallas Baptist	*of	4	0	1	0	0	0	0	0	0	1	0	0	0	0	0	2	0	0	.275
Totals		40gs	138	25	38	18	5	4	0	7	3	2	2	5	1	0	29	65	1	0	.275

On base pct. .318 • Slugging pct. .370

#41 Miller, Kevin - 9 games (All games)

Date	Opponent	Pos	AB	R	H	RBI	2B	3B	HR	BB	SB	CS	HBP	SAC	SF	GDP	K	PO	A	E	Avg
Mar 06	vs Connecticut	*	0	0	0	0	0	0	0	0	0	0	0	0	0	0	0	1	0	0	.000
Mar 12	vs Rice	p	0	0	0	0	0	0	0	0	0	0	0	0	0	0	0	0	1	0	.000
Mar 21	NEVADA	*p	0	0	0	0	0	0	0	0	0	0	0	0	0	0	0	0	3	0	.000
Mar 29	at San Francisco	*p	0	0	0	0	0	0	0	0	0	0	0	0	0	0	0	1	0	0	.000
Apr 19	UC DAVIS	p	0	0	0	0	0	0	0	0	0	0	0	0	0	0	0	1	1	0	.000
Apr 25	at Stanford	*p	0	0	0	0	0	0	0	0	0	0	0	0	0	0	0	0	1	0	.000
May 01	OREGON	p	0	0	0	0	0	0	0	0	0	0	0	0	0	0	0	0	2	0	.000
May 08	at Oregon State	*	0	0	0	0	0	0	0	0	0	0	0	0	0	0	0	1	0	0	.000
June 6	vs Baylor		0	0	0	0	0	0	0	0	0	0	0	0	0	0	0	0	0	1	.000
Totals		5gs	0	0	0	0	0	0	0	0	0	0	0	0	0	0	0	4	8	1	.000

On base pct. .000 • Slugging pct. .000

**2011 California Baseball
Individual Game-by-Game for California (as of Jun 14, 2011)**

#41 Miller, Kevin - 21 appearances (All games)

Date	Opponent	GS	IP	H	R	ER	BB	SO	2B	3B	HR	WP	BK	HBP	IBB	Score	W-L	Sv	ERA	NP
Feb 20	UTAH		2.0	1	0	0	1	3	0	0	0	1	0	0	0	7-0	0-0	1	0.00	-
Feb 25	at Coastal Carolina	*	7.1	1	0	0	0	10	1	0	0	0	0	3	0	17-0	1-0	1	0.00	108
Mar 06	vs Connecticut	*	6.0	5	3	2	0	5	2	0	0	0	0	2	0	1-3	1-1	1	1.17	-
Mar 12	vs Rice		7.0	1	0	0	2	5	0	0	0	0	0	0	1	7-6	1-1	1	0.81	-
Mar 21	NEVADA	*	7.0	6	0	0	0	9	0	0	0	0	0	0	0	2-0	2-1	1	0.61	-
Mar 29	at San Francisco	*	8.0	1	0	0	3	15	0	0	0	0	0	0	0	4-0	3-1	1	0.48	117
Apr 03	USC		1.2	1	0	0	0	2	0	0	0	0	0	0	0	9-6	3-1	1	0.46	20
Apr 05	PACIFIC	*	4.0	6	4	1	1	4	1	0	0	0	0	0	0	4-7	3-2	1	0.63	69
Apr 10	at Arizona-2		4.0	5	3	3	1	3	2	0	0	2	0	1	0	17-7	4-2	1	1.15	81
Apr 17	at Washington		1.1	2	1	1	0	0	0	0	0	0	0	0	0	4-3	4-2	1	1.30	-
Apr 19	UC DAVIS		4.0	7	1	1	0	2	1	0	1	0	0	1	0	4-1	5-2	1	1.38	79
Apr 25	at Stanford	*	5.1	11	8	7	1	6	3	0	0	2	0	0	0	5-9	5-3	1	2.34	-
May 01	OREGON		6.2	5	0	0	0	5	0	0	0	0	0	1	0	5-4	5-3	1	2.10	-
May 08	at Oregon State	*	2.0	3	3	2	3	2	1	0	0	1	0	0	0	2-4	5-4	1	2.31	57
May 18	at UC Davis		1.0	0	0	0	0	0	0	0	0	0	0	0	0	8-3	5-4	1	2.27	-
May 22	at UCLA		1.0	2	0	0	0	0	0	0	0	0	0	0	0	2-5	5-4	1	2.24	15
May 24	at Pacific	*	7.0	6	2	2	0	7	0	0	1	0	0	0	0	9-2	6-4	1	2.27	-
June 4	vs Alcorn State	*	1.2	6	4	4	0	1	1	0	0	0	0	0	0	10-6	6-4	1	2.69	50
Jun 05	vs Baylor		0.1	0	0	0	0	1	0	0	0	0	0	0	0	8-0	6-4	1	2.68	-
Jun 6	vs Baylor		1.2	1	1	0	1	4	0	0	0	0	0	0	0	9-8	6-4	1	2.62	36
Jun 12	vs Dallas Baptist		1.0	1	0	0	0	2	0	0	0	0	0	0	0	6-2	6-4	1	2.59	19
Totals		9	80.0	71	30	23	13	86	12	0	2	6	0	8	1	140-76	6-4	1	2.59	-

#19 Oh, Danny - 31 games (All games)

Date	Opponent	Pos	AB	R	H	RBI	2B	3B	HR	BB	SB	CS	HBP	SAC	SF	GDP	K	PO	A	E	Avg
Feb 20	UTAH	*of	3	1	0	0	0	0	0	1	0	0	0	0	0	1	2	3	0	0	.000
Feb 20	UTAH	*of	3	1	0	0	0	0	0	1	0	0	0	0	0	1	2	3	0	0	.000
Feb 22	at Stanford	*of	2	1	1	0	0	0	0	2	0	0	0	0	0	0	0	2	0	0	.125
Feb 25	at Coastal Carolina	*	5	1	1	3	0	0	1	0	0	0	0	0	0	0	2	1	0	0	.154
Feb 26	vs North Carolina State	*	3	0	0	0	0	0	0	0	0	0	0	0	0	0	1	1	0	0	.125
Feb 27	vs Kansas State	*	3	1	2	1	0	0	0	1	0	1	0	0	0	0	1	3	0	0	.211
Mar 03	at San Diego	*	2	1	0	0	0	0	0	3	0	0	0	0	0	0	0	1	0	0	.190
Mar 04	at San Diego State	*	4	0	1	0	0	0	0	0	0	0	0	0	0	1	1	3	0	0	.200
Mar 06	vs Connecticut	*	3	0	0	0	0	0	0	0	0	0	0	1	0	0	0	4	0	0	.179
Mar 08	SANTA CLARA	*of	4	1	2	3	0	0	0	0	0	0	0	0	0	0	1	2	0	0	.219
Mar 11	vs Louisiana-Lafayette	*of	4	2	1	0	0	0	0	0	2	0	0	0	0	0	0	4	0	0	.222
Mar 12	vs Rice	ph/of	3	0	0	0	0	0	0	0	0	0	1	0	0	0	1	2	0	0	.205
Mar 16	SAN FRANCISCO	*of	2	1	1	1	0	0	0	2	2	0	1	0	0	0	0	4	0	0	.220
Mar 19	OHIO STATE	*of	2	0	0	0	0	0	0	0	0	1	1	0	0	0	1	2	0	0	.209
Mar 20	OHIO STATE	*of	5	0	1	0	0	0	0	0	0	0	0	0	0	0	0	1	0	0	.208
Mar 21	NEVADA	*of	3	0	0	0	0	0	0	0	0	0	0	0	0	0	1	1	0	0	.196
Mar 27	WASHINGTON STATE	*of	4	0	0	0	0	0	0	0	0	0	0	0	0	0	1	3	1	0	.182
Apr 02	USC	*of	3	0	1	1	0	0	0	0	0	0	0	1	0	1	0	1	0	0	.190
Apr 05	PACIFIC	*of	3	0	0	0	0	0	0	0	0	0	0	0	0	0	2	1	0	0	.180
Apr 8	at Arizona		0	0	0	0	0	0	0	0	0	0	0	0	0	0	0	0	0	0	.180
Apr 15	at Washington		1	0	0	0	0	0	0	0	0	0	0	0	0	0	1	0	0	0	.177
Apr 23	ARIZONA STATE	dh	3	0	1	0	0	0	0	0	0	0	0	0	0	0	1	0	0	0	.185
Apr 25	at Stanford	ph/of	2	0	0	0	0	0	0	0	0	0	0	0	0	0	0	0	0	0	.179
Apr 29	OREGON	pr	0	0	0	0	0	0	0	0	0	0	0	0	0	0	0	0	0	0	.179
Apr 30	OREGON	*of	4	1	3	0	0	0	0	0	0	0	0	0	0	0	1	5	0	1	.211
May 01	OREGON	*of	3	1	1	0	1	0	0	0	0	0	0	1	0	0	0	0	0	0	.216
May 03	at Santa Clara	*of	4	0	1	0	0	0	0	0	0	0	0	0	0	0	0	4	0	0	.218
May 07	at Oregon State-1	*	3	0	1	0	0	0	0	0	0	0	1	0	0	0	1	3	0	0	.222
May 22	at UCLA		1	0	0	0	0	0	0	0	0	0	0	0	0	0	0	0	0	0	.220
May 28	STANFORD	*of	3	0	0	1	0	0	0	0	0	0	0	0	0	0	0	1	0	0	.212
June 4	vs Alcorn State	ph/dh	1	0	0	0	0	0	0	0	0	0	0	1	0	0	0	0	0	0	.209
Totals		23gs	86	12	18	10	1	0	1	10	4	2	4	4	0	3	19	56	1	1	.209

On base pct. .320 • Slugging pct. .256

2011 California Baseball
Individual Game-by-Game for California (as of Jun 14, 2011)

#16 Porter, Kyle - 5 games (All games)

Date	Opponent	Pos	AB	R	H	RBI	2B	3B	HR	BB	SB	CS	HBP	SAC	SF	GDP	K	PO	A	E	Avg
Mar 08	SANTA CLARA	*p	0	0	0	0	0	0	0	0	0	0	0	0	0	0	0	0	1	0	.000
Mar 12	vs Rice	p	0	0	0	0	0	0	0	0	0	0	0	0	0	0	0	1	0	0	.000
Apr 03	USC	p	0	0	0	0	0	0	0	0	0	0	0	0	0	0	0	1	2	0	.000
May 03	at Santa Clara	*p	0	0	0	0	0	0	0	0	0	0	0	0	0	0	0	0	2	0	.000
Jun 05	vs Baylor	*p	0	0	0	0	0	0	0	0	0	0	0	0	0	0	0	0	1	0	.000
Totals		3gs	0	0	0	0	0	0	0	0	0	0	0	0	0	0	0	2	6	0	.000

On base pct. .000 • Slugging pct. .000

#16 Porter, Kyle - 24 appearances (All games)

Date	Opponent	GS	IP	H	R	ER	BB	SO	2B	3B	HR	WP	BK	HBP	IBB	Score	W-L	Sv	ERA	NP
Feb 22	at Stanford		1.1	0	0	0	0	2	0	0	0	0	0	0	0	2-3	0-0	0	0.00	-
Feb 26	vs North Carolina State		3.0	0	0	0	1	2	0	0	0	0	0	0	0	4-0	0-0	1	0.00	48
Mar 03	at San Diego		2.0	1	0	0	1	4	0	0	0	0	0	0	0	6-2	0-0	1	0.00	-
Mar 08	SANTA CLARA	*	4.0	9	2	1	0	4	0	0	0	0	0	1	0	20-5	0-0	1	0.87	-
Mar 12	vs Rice		4.0	1	0	0	1	5	0	0	0	0	0	0	0	7-6	1-0	1	0.63	-
Mar 16	SAN FRANCISCO		0.1	2	2	2	1	1	0	0	0	0	0	1	0	6-7	1-0	1	1.84	-
Mar 21	NEVADA		1.0	0	0	0	1	2	0	0	0	0	0	0	0	2-0	1-0	1	1.72	-
Mar 27	WASHINGTON STATE		2.2	2	0	0	1	3	0	0	0	0	0	0	0	4-3	1-0	1	1.47	-
Apr 01	USC		0.2	1	0	0	1	1	0	0	0	0	0	0	0	6-10	1-0	1	1.42	15
Apr 03	USC		2.0	3	1	1	1	0	0	0	1	0	0	2	1	9-6	2-0	1	1.71	38
Apr 8	at Arizona		0.1	1	0	0	0	1	0	0	0	0	0	0	0	4-5	2-0	1	1.69	6
Apr 10	at Arizona-2		1.1	0	0	0	0	1	0	0	0	0	0	0	0	17-7	2-0	1	1.59	15
Apr 15	at Washington		2.1	3	1	1	0	6	1	0	0	0	0	0	0	6-2	2-0	2	1.80	-
Apr 17	at Washington		0.0	1	0	0	0	0	1	0	0	0	0	0	0	4-3	2-0	2	1.80	-
Apr 21	ARIZONA STATE		1.1	2	1	1	1	1	0	0	0	0	0	0	0	4-6	2-0	2	2.05	30
Apr 23	ARIZONA STATE		1.1	2	0	0	0	0	0	0	0	0	0	0	0	0-6	2-0	2	1.95	13
Apr 29	OREGON		1.0	0	0	0	0	0	0	0	0	0	0	0	0	2-1	3-0	2	1.88	-
May 03	at Santa Clara	*	5.0	5	1	1	0	1	0	0	0	0	0	1	0	4-1	4-0	2	1.87	-
May 08	at Oregon State		4.1	3	1	1	0	4	1	0	0	1	0	2	0	2-4	4-0	2	1.89	72
May 18	at UC Davis		1.0	0	0	0	1	0	0	0	0	0	1	1	0	8-3	4-0	2	1.85	-
May 20	at UCLA		2.0	1	0	0	0	3	0	0	0	0	0	1	0	4-0	4-0	2	1.76	39
May 22	at UCLA		2.1	2	1	1	2	2	1	0	0	0	0	0	0	2-5	4-0	2	1.87	46
Jun 05	vs Baylor	*	6.2	3	0	0	2	9	2	0	0	0	0	2	0	8-0	5-0	2	1.62	-
Jun 12	vs Dallas Baptist		1.0	0	0	0	0	1	0	0	0	0	0	0	0	6-2	5-0	2	1.59	17
Totals		3	51.0	42	10	9	14	53	6	0	1	1	1	11	1	137-87	5-0	2	1.59	-

2011 California Baseball
Individual Game-by-Game for California (as of Jun 14, 2011)

#14 Renda, Tony - 58 games (All games)

Date	Opponent	Pos	AB	R	H	RBI	2B	3B	HR	BB	SB	CS	HBP	SAC	SF	GDP	K	PO	A	E	Avg
Feb 20	UTAH	*2b	5	1	2	0	0	0	0	0	1	0	0	0	0	0	0	0	1	0	.400
Feb 20	UTAH	*2b	4	1	2	1	0	0	0	0	0	0	0	0	0	0	1	0	2	0	.444
Feb 22	at Stanford	*2b	4	0	1	0	0	0	0	0	0	0	0	0	0	0	2	1	2	0	.385
Feb 25	at Coastal Carolina	*	6	2	3	3	1	0	0	0	1	0	0	0	0	0	0	3	2	0	.421
Feb 26	vs North Carolina State	*	4	0	1	0	0	0	0	0	0	0	0	0	0	0	0	1	5	0	.391
Feb 27	vs Kansas State	*	5	1	1	1	0	0	0	0	1	0	0	0	0	0	0	1	6	0	.357
Mar 03	at San Diego	*	4	1	1	0	1	0	0	1	0	0	0	0	0	0	0	1	4	0	.344
Mar 04	at San Diego State	*	4	0	1	1	0	0	0	0	0	0	0	0	0	0	1	2	1	0	.333
Mar 05	vs Oklahoma	*	5	1	2	0	1	0	0	0	0	0	0	0	0	1	1	4	4	0	.341
Mar 06	vs Connecticut	*	3	1	1	0	0	0	0	0	0	1	1	0	0	0	0	1	1	1	.341
Mar 08	SANTA CLARA	*2b	5	3	5	6	1	0	1	0	0	0	1	0	0	0	0	2	1	1	.408
Mar 11	vs Louisiana-Lafayette	*2b	4	0	0	0	0	0	0	0	0	0	0	0	0	0	1	1	3	0	.377
Mar 12	vs Rice	*2b	7	1	3	1	0	0	0	1	1	0	0	0	0	0	1	1	6	0	.383
Mar 13	vs Long Beach State	*2b	4	1	3	2	1	0	0	0	0	0	0	0	0	0	0	0	4	1	.406
Mar 16	SAN FRANCISCO	*2b	4	0	0	0	0	0	0	2	0	0	0	0	0	1	0	2	1	1	.382
Mar 19	OHIO STATE	*2b	3	0	0	0	0	0	0	1	0	0	0	0	0	0	0	1	2	2	.366
Mar 20	OHIO STATE	*2b	4	0	1	1	0	0	0	0	0	0	0	0	1	0	0	2	5	1	.360
Mar 21	NEVADA	*2b	4	0	0	1	0	0	0	0	0	0	0	0	0	0	0	1	2	0	.342
Mar 25	WASHINGTON STATE	*2b	5	1	3	2	0	0	0	0	1	0	0	0	0	0	0	3	2	0	.357
Mar 26	WASHINGTON STATE	*2b	4	1	1	0	1	0	0	0	0	0	0	0	0	0	0	0	1	0	.352
Mar 27	WASHINGTON STATE	*2b	4	1	2	0	0	0	0	0	1	0	0	0	0	0	0	1	3	0	.359
Mar 29	at San Francisco	*2b	4	0	1	1	1	0	0	0	0	0	0	0	0	0	0	1	2	0	.354
Apr 01	USC	*2b	3	0	0	1	0	0	0	1	0	0	0	0	1	0	1	4	2	0	.343
Apr 02	USC	*2b	4	1	0	0	0	0	0	0	0	0	1	0	0	0	1	1	2	1	.330
Apr 03	USC	*2b	5	1	1	0	0	0	0	0	0	0	0	0	0	0	0	3	3	0	.324
Apr 05	PACIFIC	*2b	5	0	1	1	0	0	0	0	0	0	0	0	0	0	0	1	1	0	.319
Apr 8	at Arizona	*	2	0	0	1	0	0	0	1	1	0	0	0	1	1	1	3	0	0	.313
Apr 10	at Arizona-1	*	5	1	4	1	0	0	0	0	0	0	0	0	0	0	1	5	4	0	.333
Apr 10	at Arizona-2	*2b	6	2	4	3	0	1	0	0	0	0	0	0	0	0	1	1	2	0	.349
Apr 15	at Washington	*	3	1	1	1	0	0	0	0	0	0	0	0	1	0	0	1	3	0	.349
Apr 16	at Washington	*2b	4	1	3	3	1	0	0	1	0	0	0	0	0	0	0	5	5	0	.361
Apr 17	at Washington	*	5	0	1	0	0	0	0	0	0	0	0	0	0	0	0	1	0	5	.355
Apr 19	UC DAVIS	*2b	3	1	1	0	0	0	0	0	0	1	0	0	0	0	0	3	3	0	.355
Apr 21	ARIZONA STATE	*2b	7	0	0	0	0	0	0	1	0	0	0	0	0	0	1	6	8	0	.338
Apr 22	ARIZONA STATE	*2b	4	0	1	0	0	0	0	0	0	0	0	0	0	0	0	3	8	0	.336
Apr 23	ARIZONA STATE	*2b	4	0	0	0	0	0	0	0	0	0	0	0	0	0	0	0	5	1	.327
Apr 25	at Stanford	*2b	3	0	1	0	0	0	0	0	0	0	0	0	0	0	2	0	1	0	.327
Apr 29	OREGON	*2b	4	0	1	0	0	0	0	0	0	0	0	0	0	0	1	1	2	0	.325
Apr 30	OREGON	*2b	4	1	3	0	1	0	0	0	0	0	0	0	0	0	0	2	1	0	.335
May 01	OREGON	*2b	4	1	1	0	0	0	0	0	0	0	0	0	0	0	0	1	0	0	.333
May 03	at Santa Clara	*2b	5	0	1	1	0	0	0	0	0	0	0	0	0	0	0	3	5	0	.330
May 07	at Oregon State-1	*	4	0	2	0	1	0	0	1	0	0	0	0	0	0	1	3	2	0	.333
May 07	at Oregon State-2	*	5	1	1	2	0	0	1	0	0	0	0	0	0	0	0	2	3	0	.330
May 08	at Oregon State	*	4	1	2	2	1	0	1	0	0	0	0	0	0	1	0	2	2	0	.333
May 18	at UC Davis	*2b	5	0	0	0	0	0	0	0	0	0	0	0	0	0	1	3	5	0	.325
May 20	at UCLA	*2b	5	0	2	1	0	0	0	0	0	0	0	0	0	0	2	2	2	0	.327
May 21	at UCLA	*	4	0	1	0	0	0	0	0	0	0	0	0	0	0	0	1	2	1	.325
May 22	at UCLA	*	4	0	2	1	1	0	0	0	0	0	0	0	0	0	0	2	4	0	.329
May 24	at Pacific	*2b	5	2	2	0	1	1	0	1	2	0	0	0	0	0	0	2	1	0	.330
May 27	STANFORD	*2b	5	0	1	0	0	0	0	0	0	0	0	0	0	0	0	2	3	0	.327
May 28	STANFORD	*2b	4	1	2	0	0	0	0	0	0	0	0	0	0	0	0	4	4	0	.330
Jun 03	vs Baylor	*2b	5	1	1	0	0	0	0	0	0	0	0	0	0	1	0	1	3	0	.327
June 4	vs Alcorn State	*2b	5	1	2	0	0	0	0	1	0	0	0	0	0	0	0	1	4	0	.329
Jun 05	RICE	*2b	4	0	1	1	0	0	0	0	0	0	1	0	0	0	2	2	4	0	.328
Jun 05	vs Baylor	*2b	5	1	2	1	0	0	0	0	0	0	0	0	0	0	0	2	2	0	.329
June 6	vs Baylor	*	5	3	3	1	1	0	0	0	0	0	0	0	0	0	0	1	3	1	.335
Jun 11	vs Dallas Baptist	*dh	4	0	0	0	0	0	0	0	0	0	0	0	0	0	1	0	0	0	.329
Jun 12	vs Dallas Baptist	*dh	5	0	3	1	0	0	0	0	0	0	0	0	0	0	0	0	0	0	.335
Totals		58gs	254	37	85	42	14	2	3	12	9	2	4	0	4	5	25	103	164	9	.335

On base pct. .369 • Slugging pct. .441

**2011 California Baseball
Individual Game-by-Game for California (as of Jun 14, 2011)**

#33 Rodriguez, Devon - 58 games (All games)

Date	Opponent	Pos	AB	R	H	RBI	2B	3B	HR	BB	SB	CS	HBP	SAC	SF	GDP	K	PO	A	E	Avg
Feb 20	UTAH	*1b	4	1	2	1	1	0	0	0	0	0	0	0	0	0	0	4	0	0	.500
Feb 20	UTAH	*1b	4	1	1	1	0	0	0	0	0	0	0	0	0	1	0	8	0	0	.375
Feb 22	at Stanford	*1b	3	0	0	0	0	0	0	1	0	0	0	0	0	0	0	8	0	0	.273
Feb 25	at Coastal Carolina	*	5	3	3	2	1	0	0	0	0	0	0	0	0	0	1	4	0	0	.375
Feb 26	vs North Carolina State	*	4	0	0	0	0	0	0	0	0	0	0	0	0	0	0	12	1	0	.300
Feb 27	vs Kansas State	*	5	1	2	2	1	0	0	0	1	0	0	0	0	0	1	15	0	0	.320
Mar 03	at San Diego	*	5	0	1	0	0	0	0	0	0	0	0	0	0	0	3	13	0	0	.300
Mar 04	at San Diego State	*	4	0	1	0	0	0	0	0	0	0	0	0	0	0	0	5	1	0	.294
Mar 05	vs Oklahoma	*	4	1	1	0	0	0	0	0	1	0	1	0	0	0	0	12	1	1	.289
Mar 06	vs Connecticut	*	3	0	0	0	0	0	0	0	0	0	1	0	0	0	1	5	1	0	.268
Mar 08	SANTA CLARA	*1b	3	1	1	0	0	0	0	0	0	0	1	0	0	0	0	6	1	0	.273
Mar 11	vs Louisiana-Lafayette	*1b	3	0	2	1	0	0	0	0	0	0	1	0	0	0	0	8	0	0	.298
Mar 12	vs Rice	*1b	5	3	5	0	3	0	0	0	0	0	0	0	0	0	0	11	0	0	.365
Mar 13	vs Long Beach State	*1b	3	0	0	0	0	0	0	0	0	0	1	0	0	0	0	11	1	0	.345
Mar 16	SAN FRANCISCO	*1b	5	1	2	0	1	0	0	0	0	0	0	0	0	0	1	13	1	0	.350
Mar 19	OHIO STATE	*1b	3	0	0	0	0	0	0	1	0	0	0	0	0	0	1	8	0	0	.333
Mar 20	OHIO STATE	*1b	4	2	2	2	1	0	1	0	0	0	0	0	0	1	0	6	1	0	.343
Mar 21	NEVADA	*1b	3	0	0	0	0	0	0	1	0	0	0	0	0	0	0	10	1	0	.329
Mar 25	WASHINGTON STATE	*1b	4	1	1	0	0	0	0	0	0	0	0	0	0	0	0	7	1	0	.324
Mar 26	WASHINGTON STATE	*1b	2	1	0	1	0	0	0	1	0	0	0	0	1	0	0	15	0	0	.316
Mar 27	WASHINGTON STATE	*1b	4	0	0	0	0	0	0	0	0	0	0	0	0	0	1	14	0	1	.300
Mar 29	at San Francisco	*1b	4	0	1	1	0	1	0	0	0	0	0	0	0	0	1	4	0	0	.298
Apr 01	USC	*1b	5	0	2	2	0	0	0	0	0	0	0	0	0	0	0	11	0	0	.303
Apr 02	USC	*1b	5	2	4	3	0	0	1	0	0	0	0	0	0	0	0	8	1	0	.330
Apr 03	USC	*1b	2	1	0	0	0	0	0	0	0	0	2	0	0	0	0	9	1	0	.323
Apr 05	PACIFIC	*1b	5	0	1	0	0	0	0	0	0	0	0	0	0	0	0	7	0	0	.317
Apr 8	at Arizona	*	3	1	1	0	0	0	0	0	0	0	1	0	0	0	0	5	0	0	.317
Apr 10	at Arizona-1	*	4	0	2	2	0	0	0	0	0	0	1	0	0	0	1	6	0	0	.324
Apr 10	at Arizona-2	*1b	5	1	1	1	0	0	0	1	1	0	0	0	0	0	0	8	0	0	.319
Apr 15	at Washington	*	4	0	0	0	0	0	0	0	0	0	0	0	0	0	0	7	2	1	.308
Apr 16	at Washington	*1b	4	0	0	1	0	0	0	1	0	0	0	0	0	0	0	13	1	1	.298
Apr 17	at Washington	*	5	0	1	0	0	0	0	0	0	0	0	0	0	0	1	15	1	0	.294
Apr 19	UC DAVIS	*1b	2	0	0	1	0	0	0	1	0	0	0	0	0	0	1	5	0	0	.289
Apr 21	ARIZONA STATE	*1b	8	1	3	2	0	0	1	0	0	0	0	0	0	0	0	13	0	0	.294
Apr 22	ARIZONA STATE	*1b	3	0	0	0	0	0	0	0	0	0	0	0	0	0	0	11	0	0	.288
Apr 23	ARIZONA STATE	*1b	3	0	0	0	0	0	0	0	0	0	0	0	0	0	0	11	0	0	.282
Apr 25	at Stanford	*1b	2	0	1	0	1	0	0	0	0	0	0	0	0	0	0	5	0	0	.285
Apr 29	OREGON	*1b	3	0	1	0	0	0	0	1	0	0	0	0	0	0	0	6	0	0	.286
Apr 30	OREGON	*1b	4	0	1	1	0	0	0	0	0	1	0	0	0	0	0	12	0	0	.285
May 01	OREGON	*1b	4	0	2	1	1	0	0	0	0	0	0	0	0	0	0	7	1	0	.290
May 03	at Santa Clara	*1b	4	0	2	0	1	0	0	0	0	0	0	0	0	0	1	12	0	0	.296
May 07	at Oregon State-1	*	4	0	0	0	0	0	0	0	0	0	0	0	0	0	3	5	0	0	.288
May 07	at Oregon State-2	*	5	0	0	0	0	0	0	0	0	0	0	0	1	0	0	12	0	0	.280
May 08	at Oregon State	*	3	0	0	0	0	0	0	0	0	0	0	0	0	0	1	8	2	0	.275
May 18	at UC Davis	*1b	5	1	3	1	0	0	0	0	0	0	0	0	0	0	2	8	0	0	.284
May 20	at UCLA	*1b	4	0	0	0	0	0	0	0	0	0	0	0	0	0	2	8	1	0	.278
May 21	at UCLA	*	4	0	1	0	1	0	0	0	0	0	0	0	0	0	0	7	0	0	.277
May 22	at UCLA	*	4	0	1	0	0	0	0	0	0	0	0	0	0	0	0	9	1	0	.277
May 24	at Pacific	*1b	3	0	1	0	1	0	0	0	0	0	0	0	0	0	0	2	0	0	.277
May 27	STANFORD	*1b	4	1	1	1	0	0	1	0	0	0	0	0	0	0	0	8	1	0	.277
May 28	STANFORD	*1b	3	0	1	0	0	0	0	0	0	0	1	0	0	0	1	9	2	0	.278
Jun 03	vs Baylor	*1b	3	0	1	1	0	0	0	1	0	0	0	0	0	0	0	6	1	0	.279
June 4	vs Alcorn State	*1b	2	1	0	0	0	0	0	1	0	0	1	1	0	0	0	8	0	0	.276
Jun 05	RICE	*1b	4	1	2	0	0	0	0	0	0	0	0	0	0	0	0	9	1	0	.280
Jun 05	vs Baylor	*1b	5	1	2	1	0	0	0	0	0	0	0	0	0	0	0	7	1	0	.283
June 6	vs Baylor	*	4	1	3	4	0	0	1	0	0	0	1	0	0	0	0	5	0	0	.292
Jun 11	vs Dallas Baptist	*1b	3	1	1	1	0	0	0	0	0	0	0	0	1	0	1	12	1	0	.292
Jun 12	vs Dallas Baptist	*1b	3	0	0	0	0	0	0	2	0	0	0	0	0	0	0	9	0	0	.288
Totals		58gs	222	29	64	34	13	1	5	12	3	1	11	2	2	3	24	502	28	4	.288

On base pct. .352 • Slugging pct. .423

#36 Sandler, Ryan - 2 appearances (All games)

Date	Opponent	GS	IP	H	R	ER	BB	SO	2B	3B	HR	WP	BK	HBP	IBB	Score	W-L	Sv	ERA	NP
Feb 25	at Coastal Carolina		1.0	2	0	0	0	0	0	0	0	1	0	0	0	17-0	0-0	0	0.00	12
Mar 08	SANTA CLARA		1.0	0	0	0	1	0	0	0	0	1	0	1	0	20-5	0-0	0	0.00	-
Totals		0	2.0	2	0	0	1	0	0	0	0	2	0	1	0	37-5	0-0	0	0.00	-

**2011 California Baseball
Individual Game-by-Game for California (as of Jun 14, 2011)**

#20 Scott, Logan - 8 games (All games)

Date	Opponent	Pos	AB	R	H	RBI	2B	3B	HR	BB	SB	CS	HBP	SAC	SF	GDP	K	PO	A	E	Avg
Mar 11	vs Louisiana-Lafayette	p	0	0	0	0	0	0	0	0	0	0	0	0	0	0	0	0	1	1	.000
Apr 01	USC	p	0	0	0	0	0	0	0	0	0	0	0	0	0	0	0	0	1	0	.000
Apr 10	at Arizona-1		0	0	0	0	0	0	0	0	0	0	0	0	0	0	0	0	1	0	.000
Apr 19	UC DAVIS	*p	0	0	0	0	0	0	0	0	0	0	0	0	0	0	0	1	2	0	.000
May 07	at Oregon State-1		0	0	0	0	0	0	0	0	0	0	0	0	0	0	0	1	1	0	.000
Jun 03	vs Baylor	p	0	0	0	0	0	0	0	0	0	0	0	0	0	0	0	1	0	0	.000
Jun 05	RICE	p	0	0	0	0	0	0	0	0	0	0	0	0	0	0	0	0	1	0	.000
Jun 11	vs Dallas Baptist	p	0	0	0	0	0	0	0	0	0	0	0	0	0	0	0	1	0	0	.000
Totals		1gs	0	0	0	0	0	0	0	0	0	0	0	0	0	0	0	4	7	1	.000

On base pct. .000 • Slugging pct. .000

#20 Scott, Logan - 23 appearances (All games)

Date	Opponent	GS	IP	H	R	ER	BB	SO	2B	3B	HR	WP	BK	HBP	IBB	Score	W-L	Sv	ERA	NP
Feb 20	UTAH		2.0	0	0	0	0	2	0	0	0	0	0	0	0	6-5	1-0	0	0.00	-
Feb 27	vs Kansas State		1.0	0	0	0	0	0	0	0	0	0	0	0	0	8-1	1-0	0	0.00	7
Mar 04	at San Diego State		2.0	0	0	0	1	2	0	0	0	0	0	0	1	1-2	1-0	0	0.00	-
Mar 08	SANTA CLARA		1.2	2	0	0	0	2	1	0	0	0	0	0	0	20-5	1-0	0	0.00	-
Mar 11	vs Louisiana-Lafayette		1.0	3	3	2	1	2	0	0	0	0	0	0	0	7-6	1-0	0	2.35	-
Mar 13	vs Long Beach State		2.1	3	1	1	1	2	1	0	0	0	0	0	0	6-1	1-0	0	2.70	-
Mar 16	SAN FRANCISCO		1.2	2	2	2	0	0	0	0	0	0	0	0	0	6-7	1-0	0	3.86	-
Mar 25	WASHINGTON STATE		1.0	0	0	0	0	1	0	0	0	0	0	0	0	7-0	1-0	0	3.55	-
Apr 01	USC		2.1	5	4	4	2	1	1	0	0	0	1	0	1	6-10	1-1	0	5.40	56
Apr 05	PACIFIC		1.1	0	0	0	0	2	0	0	0	0	0	1	0	4-7	1-1	0	4.96	13
Apr 10	at Arizona-1		3.2	6	3	3	0	1	1	1	1	0	0	1	0	8-10	1-1	0	5.40	58
Apr 19	UC DAVIS	*	5.0	7	0	0	0	4	1	0	0	0	0	0	0	4-1	1-1	0	4.32	83
Apr 23	ARIZONA STATE		1.0	1	1	1	0	0	0	0	1	0	0	0	0	0-6	1-1	0	4.50	16
Apr 25	at Stanford		0.1	0	0	0	1	0	0	0	0	0	0	0	0	5-9	1-1	0	4.44	-
May 03	at Santa Clara		1.0	0	0	0	0	0	0	0	0	0	0	0	0	4-1	1-1	0	4.28	-
May 07	at Oregon State-1		1.0	0	0	0	0	0	0	0	0	0	0	0	0	0-3	1-1	0	4.13	14
May 21	at UCLA		2.1	0	0	0	0	2	0	0	0	0	0	0	0	1-2	1-1	0	3.82	22
May 24	at Pacific		2.0	2	0	0	0	2	0	0	0	0	0	0	0	9-2	1-1	0	3.58	-
May 27	STANFORD		2.0	1	0	0	0	2	0	0	0	0	0	0	0	2-3	1-1	0	3.37	-
Jun 03	vs Baylor		3.0	3	1	1	0	0	0	0	0	0	0	0	0	4-6	1-1	0	3.35	-
Jun 05	RICE		2.2	0	0	0	3	3	0	0	0	0	0	2	0	6-3	1-1	0	3.12	-
June 6	vs Baylor		0.1	2	1	0	0	0	1	0	0	0	0	0	0	9-8	1-1	0	3.10	12
Jun 11	vs Dallas Baptist		3.0	2	0	0	0	1	0	0	0	0	0	1	0	7-0	1-1	1	2.89	41
Totals		1	43.2	39	16	14	9	29	6	1	2	0	1	5	2	130-98	1-1	1	2.89	-

2011 California Baseball
Individual Game-by-Game for California (as of Jun 14, 2011)

#15 Semien, Marcus - 58 games (All games)

Date	Opponent	Pos	AB	R	H	RBI	2B	3B	HR	BB	SB	CS	HBP	SAC	SF	GDP	K	PO	A	E	Avg
Feb 20	UTAH	*SS	3	0	0	0	0	0	0	1	0	0	0	0	0	0	1	0	1	0	.000
Feb 20	UTAH	*SS	4	1	1	0	0	0	0	0	0	0	0	0	0	0	1	1	4	0	.143
Feb 22	at Stanford	*SS	4	0	0	1	0	0	0	1	0	0	0	0	0	0	1	2	3	0	.091
Feb 25	at Coastal Carolina	*SS	5	2	1	1	0	0	0	1	0	0	0	0	0	0	1	1	2	0	.125
Feb 26	vs North Carolina State	*	3	0	1	1	0	0	0	1	0	1	0	0	0	0	1	1	7	0	.158
Feb 27	vs Kansas State	*	4	1	2	2	1	0	0	0	0	0	0	1	0	0	0	3	5	0	.217
Mar 03	at San Diego	*	3	1	1	4	0	0	1	1	0	0	0	1	0	0	0	1	5	0	.231
Mar 04	at San Diego State	*	4	0	0	0	0	0	0	0	0	0	0	0	0	0	2	1	3	0	.200
Mar 05	vs Oklahoma	*	4	0	0	0	0	0	0	0	0	0	0	0	0	0	0	1	3	0	.176
Mar 06	vs Connecticut	*	4	0	0	0	0	0	0	0	0	0	0	0	0	0	2	0	1	0	.158
Mar 08	SANTA CLARA	*SS	4	3	2	2	1	0	0	1	0	0	0	0	0	0	0	2	0	2	.190
Mar 11	vs Louisiana-Lafayette	*SS	4	0	3	2	0	0	0	0	0	0	0	0	0	0	0	2	2	1	.239
Mar 12	vs Rice	*SS	8	0	1	0	0	0	0	0	1	0	0	0	0	0	4	2	3	0	.222
Mar 13	vs Long Beach State	*SS	1	1	0	0	0	0	0	1	0	0	1	1	0	0	0	0	4	0	.218
Mar 16	SAN FRANCISCO	*SS	4	1	1	3	0	0	1	1	0	0	0	1	0	0	0	1	5	0	.220
Mar 19	OHIO STATE	*SS	2	1	1	2	1	0	0	2	0	1	0	0	0	0	1	3	3	0	.230
Mar 20	OHIO STATE	*SS	3	3	2	3	1	0	1	2	0	0	0	0	0	0	0	4	5	0	.250
Mar 21	NEVADA	*SS	2	1	0	0	0	0	0	1	1	0	0	1	0	0	0	4	2	0	.242
Mar 25	WASHINGTON STATE	*SS	5	0	0	0	0	0	0	0	0	0	0	0	0	0	1	2	4	0	.225
Mar 26	WASHINGTON STATE	*SS	3	0	0	0	0	0	0	0	0	0	0	1	0	0	1	2	2	0	.216
Mar 27	WASHINGTON STATE	*SS	5	1	2	1	1	0	0	0	1	0	0	0	0	0	1	2	3	0	.228
Mar 29	at San Francisco	*SS	2	1	2	0	0	0	0	1	0	0	0	1	0	0	0	4	1	0	.247
Apr 01	USC	*SS	4	1	1	0	0	0	0	0	0	0	0	1	0	0	1	2	3	0	.247
Apr 02	USC	*SS	2	1	0	0	0	0	0	1	0	0	1	1	0	0	0	1	0	0	.241
Apr 03	USC	*SS	4	1	1	0	0	0	0	1	0	1	0	0	0	0	0	1	4	0	.242
Apr 05	PACIFIC	*SS	5	1	4	0	1	0	0	0	0	0	0	0	0	0	0	2	1	1	.271
Apr 8	at Arizona	*	3	0	0	0	0	0	0	1	0	0	0	0	0	0	1	1	2	0	.263
Apr 10	at Arizona-1	*	6	0	2	1	0	0	0	0	0	0	0	0	0	0	0	2	4	0	.267
Apr 10	at Arizona-2	*SS	5	3	3	1	1	0	0	1	0	0	0	0	0	0	0	1	3	0	.282
Apr 15	at Washington	*	3	1	0	0	0	0	0	1	0	0	0	0	0	0	1	0	1	0	.274
Apr 16	at Washington	*SS	3	1	1	0	0	0	0	1	2	0	0	1	0	0	0	1	7	0	.276
Apr 17	at Washington	*	5	1	1	1	0	0	1	0	0	0	0	0	0	0	1	1	6	0	.273
Apr 19	UC DAVIS	*SS	3	1	0	0	0	0	0	0	0	0	1	0	0	0	0	5	2	0	.266
Apr 21	ARIZONA STATE	*SS	5	0	1	0	0	0	0	2	0	1	0	1	0	0	2	5	4	0	.264
Apr 22	ARIZONA STATE	*SS	4	0	1	0	0	0	0	0	0	0	0	0	0	0	2	5	1	0	.263
Apr 23	ARIZONA STATE	*SS	4	0	1	0	0	0	0	0	0	0	0	0	0	0	0	1	2	0	.263
Apr 25	at Stanford	*SS	3	0	0	0	0	0	0	0	0	0	0	0	0	0	0	1	1	1	.257
Apr 29	OREGON	*SS	4	0	0	0	0	0	0	0	0	0	0	0	0	0	1	0	0	0	.250
Apr 30	OREGON	*SS	4	0	0	0	0	0	0	0	0	0	0	0	0	1	0	0	7	0	.243
May 01	OREGON	*SS	4	2	1	0	1	0	0	0	0	0	0	0	0	1	0	2	3	1	.243
May 03	at Santa Clara	*SS	3	0	1	1	0	0	0	1	0	0	0	0	0	0	0	1	5	1	.245
May 07	at Oregon State-1	*	4	0	1	0	0	0	0	0	0	0	0	0	0	0	3	0	1	0	.245
May 07	at Oregon State-2	*	2	0	1	0	0	0	0	0	0	0	0	2	0	0	0	1	9	0	.248
May 08	at Oregon State	*	3	0	0	0	0	0	0	0	0	0	0	0	0	0	1	1	3	0	.244
May 18	at UC Davis	*SS	4	2	3	2	0	1	0	1	1	0	0	0	0	0	0	2	3	2	.256
May 20	at UCLA	*SS	4	0	1	0	0	0	0	0	1	0	0	1	0	0	0	1	2	0	.256
May 21	at UCLA	*	3	0	1	0	1	0	0	1	0	0	0	0	0	0	0	2	6	0	.257
May 22	at UCLA	*	3	0	0	0	0	0	0	0	0	0	0	1	0	0	0	1	2	0	.253
May 24	at Pacific	*SS	6	0	1	1	0	0	0	0	0	0	0	0	0	0	0	0	1	0	.250
May 27	STANFORD	*SS	4	1	3	0	0	0	0	1	0	1	0	0	0	0	0	1	4	0	.261
May 28	STANFORD	*SS	4	0	1	0	0	0	0	0	0	0	0	0	0	0	0	1	3	0	.260
Jun 03	vs Baylor	*SS	3	1	2	1	0	1	0	0	0	0	0	1	0	0	1	2	3	0	.267
June 4	vs Alcorn State	*SS	5	1	1	0	0	0	0	0	1	0	0	0	0	0	1	1	1	2	.265
Jun 05	RICE	*SS	4	0	0	0	0	0	0	0	0	0	0	0	0	0	1	2	3	0	.260
Jun 05	vs Baylor	*SS	4	1	1	0	0	0	0	1	0	0	0	0	0	0	2	1	1	0	.260
June 6	vs Baylor	*	5	1	4	2	1	0	0	0	0	0	0	0	0	0	1	2	0	2	.272
Jun 11	vs Dallas Baptist	*SS	4	2	2	3	0	1	1	0	0	0	0	0	0	0	0	0	5	0	.276
Jun 12	vs Dallas Baptist	*SS	3	0	1	0	1	0	0	2	0	0	0	0	0	0	2	1	4	0	.277
Totals		58gs	220	39	61	35	11	3	5	29	8	5	3	16	0	2	38	88	177	11	.277

On base pct. .369 • Slugging pct. .423

**2011 California Baseball
Individual Game-by-Game for California (as of Jun 14, 2011)**

#11 Tanaka, Dwight - 14 games (All games)

Date	Opponent	Pos	AB	R	H	RBI	2B	3B	HR	BB	SB	CS	HBP	SAC	SF	GDP	K	PO	A	E	Avg
Feb 25	at Coastal Carolina		2	2	2	0	1	0	0	0	0	0	0	0	0	0	0	0	0	1	1.000
Mar 04	at San Diego State		0	0	0	0	0	0	0	0	0	0	0	0	0	0	0	0	0	0	1.000
Mar 08	SANTA CLARA	ph/of	2	0	1	1	0	0	0	0	0	0	0	0	0	0	1	0	0	0	.750
Mar 12	vs Rice	ph/of	1	0	0	0	0	0	0	0	0	0	0	0	0	0	1	0	0	0	.600
Mar 16	SAN FRANCISCO	*of	3	0	0	0	0	0	0	0	0	0	0	0	0	0	2	2	0	0	.375
Apr 05	PACIFIC	pr/of	0	1	0	0	0	0	0	0	0	0	0	0	0	0	0	1	0	0	.375
Apr 10	at Arizona-1		0	0	0	0	0	0	0	0	0	0	0	0	0	0	0	0	0	0	.375
Apr 21	ARIZONA STATE	pr	0	0	0	0	0	0	0	0	0	0	0	0	0	0	0	0	0	0	.375
Apr 25	at Stanford	of	1	0	0	0	0	0	0	1	0	0	0	0	0	0	1	1	0	0	.333
Apr 29	OREGON	ph/of	1	0	1	0	0	0	0	0	0	0	1	0	0	0	0	0	0	0	.400
May 08	at Oregon State	*	2	0	0	0	0	0	0	0	0	0	0	0	0	0	2	0	0	0	.333
June 6	vs Baylor		0	1	0	0	0	0	0	0	0	0	0	0	0	0	0	0	0	0	.333
Jun 11	vs Dallas Baptist	pr	0	1	0	0	0	0	0	1	0	0	0	0	0	0	0	0	0	0	.333
Jun 12	vs Dallas Baptist	pr	0	0	0	0	0	0	0	0	0	0	0	0	0	0	0	0	0	0	.333
Totals		2gs	12	5	4	1	1	0	0	2	0	0	1	0	0	0	7	4	0	1	.333

On base pct. .467 • Slugging pct. .417

#10 Theofanopoulos, Mich - 13 games (All games)

Date	Opponent	Pos	AB	R	H	RBI	2B	3B	HR	BB	SB	CS	HBP	SAC	SF	GDP	K	PO	A	E	Avg
Mar 08	SANTA CLARA	ph/dh	1	2	1	0	0	0	0	1	0	0	0	0	0	0	0	0	0	0	1.000
Apr 05	PACIFIC	ph	1	0	1	0	0	0	0	0	0	0	0	0	0	0	0	0	0	0	1.000
Apr 22	ARIZONA STATE	ph	1	0	0	0	0	0	0	0	0	0	0	0	0	0	0	0	0	0	.667
Apr 23	ARIZONA STATE	ph	1	0	0	0	0	0	0	0	0	0	0	0	0	1	0	0	0	0	.500
Apr 25	at Stanford	ph/dh	4	1	1	3	0	0	1	0	0	0	0	0	0	0	0	0	0	0	.375
Apr 29	OREGON	ph	1	0	1	1	1	0	0	0	0	0	0	0	0	0	0	0	0	0	.444
Apr 30	OREGON	*dh	4	0	0	0	0	0	0	0	0	0	0	0	0	0	0	0	0	0	.308
May 01	OREGON	ph	1	0	0	0	0	0	0	0	0	0	0	0	0	0	0	0	0	0	.286
May 07	at Oregon State-1		1	0	0	0	0	0	0	0	0	0	0	0	0	0	1	0	0	0	.267
May 08	at Oregon State		1	0	0	0	0	0	0	0	0	0	0	0	0	0	0	0	0	0	.250
May 24	at Pacific	ph	1	0	0	0	0	0	0	0	0	0	0	0	0	0	0	0	0	0	.235
Jun 05	vs Baylor	dh	1	1	1	0	0	0	0	0	0	0	0	0	0	0	0	0	0	0	.278
June 6	vs Baylor		2	0	1	0	0	0	0	0	0	0	0	0	0	0	0	0	0	0	.300
Totals		1gs	20	4	6	4	1	0	1	1	0	0	0	0	0	1	1	0	0	0	.300

On base pct. .333 • Slugging pct. .500

#30 Toboni, Paul - 9 games (All games)

Date	Opponent	Pos	AB	R	H	RBI	2B	3B	HR	BB	SB	CS	HBP	SAC	SF	GDP	K	PO	A	E	Avg
Feb 25	at Coastal Carolina		1	1	0	0	0	0	0	0	0	0	1	0	0	0	0	0	0	0	.000
Mar 08	SANTA CLARA	ph/3b	0	0	0	0	0	0	0	1	0	0	0	0	0	0	0	0	0	0	.000
Mar 16	SAN FRANCISCO	ph	1	0	0	0	0	0	0	0	0	0	0	0	0	0	1	0	0	0	.000
Apr 15	at Washington		2	0	1	0	0	0	0	0	0	0	0	0	0	0	1	0	0	0	.250
Apr 25	at Stanford	ph/3b	1	0	0	1	0	0	0	0	0	0	0	0	1	0	0	0	2	0	.200
Apr 29	OREGON	ph	1	0	0	0	0	0	0	0	0	0	0	0	0	0	1	0	0	0	.167
May 07	at Oregon State-2	*	2	0	0	0	0	0	0	1	0	0	0	0	0	0	2	0	0	0	.125
May 28	STANFORD	ph	1	0	1	0	0	0	0	0	0	0	0	0	0	0	0	0	0	0	.222
June 4	vs Alcorn State	ph	1	0	0	0	0	0	0	0	0	0	0	0	0	0	1	0	0	0	.200
Totals		1gs	10	1	2	1	0	0	0	2	0	0	1	0	1	0	6	0	2	0	.200

On base pct. .357 • Slugging pct. .200

#51 Wark, Jacob - 2 games (All games)

Date	Opponent	Pos	AB	R	H	RBI	2B	3B	HR	BB	SB	CS	HBP	SAC	SF	GDP	K	PO	A	E	Avg
Mar 08	SANTA CLARA	ph/1b	2	0	0	0	0	0	0	0	0	0	0	0	0	0	1	2	1	0	.000
Mar 20	OHIO STATE	1b	1	0	0	0	0	0	0	0	0	0	0	0	0	0	0	5	0	1	.000
Totals		0gs	3	0	0	0	0	0	0	0	0	0	0	0	0	0	1	7	1	1	.000

On base pct. .000 • Slugging pct. .000

2011 UPDATED GOLDEN BEAR PROFILES

DIXON ANDERSON

48



Pitcher
Bats: Right
Height: 6-6
Experience: 2V
Hometown: Piedmont, Calif.
High School: Piedmont

Junior
Throws: Right
Weight: 224

Drafted in the ninth round by the Washington Nationals...4-3 with a 3.90 ERA in 13 appearances (13 starts)...has 41 strikeouts in 67.0 innings...got no decision in June 5

start versus Rice in the Houston Regional (4.2 innings, two hits, three runs, one earned run, three walks, four strikeouts)...lost May 21 at UCLA (5.2 innings, six hits, one earned run, four walks, four strikeouts)...no decision May 18 at UC Davis (2.0 innings, two hits, one earned run, one strikeout)...lost April 23 vs. Arizona State (5.2 innings, five hits, four earned runs, two walks, strikeout)...won April 15 at Washington (7.0 innings, three hits, two runs, one walk, season-high six strikeouts)...no decision April 3 vs. USC (4.1 innings, seven hits, four runs one walk, three strikeouts)...no decision March 27 vs. Washington State (6.1 innings, five hits, three runs, three strikeouts)...threw first collegiate complete game March 20 vs. Ohio State (9.0 innings, three hits, one unearned run, two walks, six strikeouts)...won March 13 vs. Long Beach State at AT&T Park (5.2 innings, six hits, no runs, no walks, four strikeouts)...won March 3 at San Diego (6.0 innings, six hits, two runs, three walks, one strikeout)...lost Feb. 22 at Stanford (5.2 innings, seven hits, three runs, three walks, five strikeouts)...selected 2010 and 2011 first-team District 8 All-Academic...was drafted in the sixth round by the Baltimore Orioles in the June, 2010 draft.

ANDERSON'S CAREER STATISTICS

YEAR	ERA	G	GS	CG	W	L	S	IP	H	R	ER	BB	SO
2009	3.98	20	1	0	1	0	3	43.0	51	24	19	13	37
2010	5.17	17	13	0	5	4	1	76.2	85	51	44	32	45
2011	3.90	13	13	1	4	3	0	67.0	66	35	29	23	41
Total	4.45	50	27	1	10	7	4	186.2	202	110	92	67	123

CAREER BESTS

Most Strikeouts: 8, Feb. 20, 2010 vs. Southern Utah
 Most Innings Pitched: 9.0, March 20, 2011 vs. Ohio State
 Longest Winning Streak: 3, May 8, 2009-Feb. 28, 2010
 Longest Losing Streak: 2, May 10-22, 2010

AUSTIN BOOKER

1



Outfield/Infield
Bats: Left
Height: 5-10
Experience: 2V
Hometown: Fairfax, Va.
High School: Robinson

Senior
Throws: Right
Weight: 170

Drafted in the 33rd round by the Oakland A's...batting .319 (65-for-204, .293 vs. Pac-10) with 31 runs, nine doubles, two triples, a home run and 24 RBI in 54 games (41 starts

in left field, 13 starts as designated hitter)...leads the team with nine stolen bases (9-for-18)...had a career-high 12-game hitting streak from March 27-April 17 (18-for-47, .383, 3-2B, 10 RBI)...has gone 10-for-31 (.323) in the postseason with two double and two RBI...was 4-for-9 with a double in the Santa Clara Super Regional...went 6-for-22 with a double and two RBI during the Houston Regional...

was a career-best 4-for-4 with a home run and two RBI May 24 at Pacific...went 5-for-10 with an RBI at Oregon State May 7-8...had the game-winning RBI single in the bottom of the ninth May 1 vs. Oregon...went 5-for-11 with an RBI at Washington April 15-17...was 2-for-4 with three RBI April 8 at Arizona...went 2-for-4 with a double and two RBI April 3 vs. USC...was 3-for-5 with a double, triple and RBI vs. Rice March 12...went 3-for-4 with a double, triple and three RBI vs. Santa Clara March 8...had an eight-game hitting streak from March 3-16 (15-for-32, .469, 2-2B, 2-3B, six RBI)...reached base in 10 straight games (Feb. 25-March 16)...is batting a team-best .400 (20-for-50) with runners in scoring position...father, Rod, was an All-American shortstop at Cal, helping the Bears to a third-place national finish at the 1980 College World Series.

BOOKER'S CAREER STATISTICS

YEAR	AVG	G	AB	R	H	RBI	2B	3B	HR	BB	SO	SB
2008	.333	16	12	1	4	3	0	0	0	4	4	0
2009	.263	26	38	12	10	7	1	0	1	9	5	2
2010	.267	33	90	19	24	10	4	0	0	7	7	4
2011	.319	54	204	31	65	24	9	2	1	13	24	9
Total	.299	127	344	63	103	44	14	2	2	33	40	15

CAREER BESTS

Most Hits: 4, May 24, 2011 at Pacific (4-for-4, HR, 2 RBI)
 Most Runs: 3, twice, last time March 8, 2011 vs. Santa Clara
 Most RBI: 3, twice, last time April 8, 2011 at Arizona (2-for-4)
 Career Grand Slams: None
 Longest Hitting Streak: 12, March 27-April 17, 2011 (18-for-47, .383, 3-2B, 10 RBI)

VINCE BRUNO

22



Outfield
Bats: Left
Height: 5-10
Experience: JC
Hometown: Concord, Calif.
Last School: Los Medanos College

Sophomore
Throws: Right
Weight: 170

2011 honorable mention All-Pac-10...batting .301 (49-for-163, .294 vs. Pac-10) with 11 doubles and 13 RBI...began the season with a 14-game hitting streak from Feb. 25-March 26 (21-for-50, .420, 7-2B, five RBI)...had a streak of five straight games with multiple hits (March 13-March 21)...has 16 starts in right field, 12 starts in left field and 15 starts as designated hitter...went 1-for-3 with two RBI June 5 versus Rice in the Houston Regional...had two stolen bases to set up a run April 17 at Washington, his second multi-stolen base game of the season...was 4-for-6 with three RBI in game two April 10 at Arizona...went 2-for-3 with a double March 26 vs. Washington State...went 4-for-7 with a double and RBI March 19-20 vs. Ohio State...was 2-for-4 with a double March 21 vs. Nevada...was 2-for-4 with a double and RBI March 16 vs. San Francisco...went 2-for-3 with an RBI double March 13 vs. Long Beach State at AT&T Park...was 2-for-4 with an RBI March 8 vs. Santa Clara...is batting .333 (14-for-42) with runners in scoring position.

BRUNO'S CAREER STATISTICS

YEAR	AVG	G	AB	R	H	RBI	2B	3B	HR	BB	SO	SB
2011	.301	46	163	27	49	13	11	0	0	18	18	5

CAREER BESTS

Most Hits: 4, April 19, 2011 at Arizona (4-for-6, 3 RBI)
 Most Runs: 3, March 13, 2011 vs. Long Beach State
 Most RBI: 3, April 19, 2011 at Arizona (4-for-6)
 Career Grand Slams: None
 Longest Hitting Streak: 14, Feb. 25-March 26, 2011 (21-for-50, .420, 7-2B, five RBI)

CHAD BUNTING

45



Outfield/Catcher **Junior**
Bats: Right **Throws: Right**
Height: 5-11 **Weight: 186**
Experience: 1V
Hometown: Ukiah, Calif.
High School: Ukiah

Was a member of the 2011 Houston Regional All-Tournament Team...batting .276 (32-for-116, .222 vs. Pac-10) with four doubles, a triple, a team-high seven home runs (5th in Pac-10) and 23 RBI...started the year on a 11-game hitting streak, Feb. 20-March 8 (15-for-39, .385, 2-2B, 3B, 2-HR, 9 RBI)...is currently on a six-game hitting streak from June 4 (8-for-22, .364, 2-2B, 3-HR, 9 RBI)...has gone 8-for-26 (.308) in the postseason with two doubles, three home runs and a team-high 10 RBI...went 2-for-8 with a double and a three-run homer (in game one) during the Santa Clara Super Regional...was 6-for-18 (.333) at the Houston Regional with a double, two home runs and a team-high seven RBI...was 3-for-3 with a solo home run and a three-run homer June 5 vs. Baylor...went 2-for-4 with a two-run homer May 24 at Pacific and hit a solo home run May 21 at UCLA...was out from March 13 until May 7 with a sprained thumb...was 3-for-5 the first day back in a May 7 doubleheader at Oregon State...was named Feb. 21-27 Pac-10 Player of the Week after an outstanding performance at the Caravelle Resorts Tournament in Myrtle Beach, S.C....was 3-for-5 with two, three-run homers and a career-high seven RBI Feb. 25 vs. Coastal Carolina...finished the Caravelle Tournament 7-for-12 (.583) with four runs, a double and two home runs, earning Pac-10 Player of the Week honors for March 1.

BUNTING'S CAREER STATISTICS

YEAR	AVG	G	AB	R	H	RBI	2B	3B	HR	BB	SO	SB
2009	.250	9	12	4	3	4	1	0	2	0	5	0
2010	.325	43	126	18	41	29	6	1	4	4	23	5
2011	.276	31	116	19	32	23	4	1	7	9	29	2
Total	.299	83	254	41	76	56	11	2	13	13	57	7

CAREER BESTS

Most Hits: 3, six times, last time June 5, 2011 vs. Baylor (3-for-3, 2-HR, 4 RBI)
 Most Runs: 2, six times, last time June 5, 2011 vs. Baylor
 Most RBI: 7, Feb. 25, 2011 at Coastal Carolina (3-for-5, 2- HR)
 Career Grand Slams: None
 Longest Hitting Streak: 12, June 5, 2010-March 8, 2011 (18-for-43, .419, 2-2B, 3B, 3-HR, 12 RBI)

DEREK CAMPBELL

5



Infield **Freshman**
Bats: Right **Throws: Right**
Height: 6-0 **Weight: 172**
Experience: HS
Hometown: Irvine, Calif.
High School: Mater Dei

Batting .271 (13-for-48, .133 vs. Pac-10) with four doubles and five RBI...has four starts at third base, two starts at second base and two starts as designated hitter...has five multiple hit games...started the two games of the Santa Clara Super Regional at second base, going 4-for-8 with an RBI double (3-for-4 in game two)...was one-for-one in a pinch hit appearance June 3 vs. Baylor at the Houston Regional...went 2-for-2 with an RBI double April 25 at Stanford...was 2-for-4 with a double and RBI April 21 vs. Arizona State...went 2-for-2 with an RBI March 20 vs.

Ohio State...was 2-for-3 with a double and the game-winning RBI on a drag bunt March 12 vs. Rice at AT&T Park ...is batting .429 (6-for-14) with runners in scoring position.

CAMPBELL'S CAREER STATISTICS

YEAR	AVG	G	AB	R	H	RBI	2B	3B	HR	BB	SO	SB
2011	.271	21	48	6	13	5	4	0	0	2	14	1

CAREER BESTS

Most Hits: 3, June 12, 2011 vs. Dallas Baptist (3-for-4, 2B, RBI)
 Most Runs: 2, June 12, 2011 vs. Dallas Baptist
 Most RBI: 1, five times, June 12, 2011 vs. Dallas Baptist (3-for-4, 2B, RBI)
 Career Grand Slams: None
 Longest Hitting Streak: 3, June 3 -, 2011 (5-for-9, .556, 2B, RBI)

MITCH DELFINO

44



Infield **Sophomore**
Bats: Right **Throws: Right**
Height: 6-3 **Weight: 209**
Experience: 1V
Hometown: Cloverdale, Calif.
High School: Cloverdale

Batting .260 (47-for-181, .258 vs. Pac-10) with 12 doubles, a triple, four home runs, including a grand slam, and 20 RBI...was 2-for-8 in the Santa Clara Super Regional (2-for-4 in game one)...had a sacrifice fly in the Bears' 9-8 win over Baylor June 6 at the Houston Regional...went 2-for-3 with a double May 27 vs. Stanford...was 2-for-3 May 7 in game two at Oregon State and 2-for-4 with a double and RBI May 3 at Santa Clara...went 2-for-3 with a home run April 29 vs. Oregon...hit a home run April 15 at Washington...hit a double and a solo home run April 10 at Arizona...went 4-for-9 with an RBI in the first two games vs. USC April 1-2...hit three doubles in four games the week of March 21 (one vs. Nevada, two vs. Washington state)...had eight assists at third base in the March 26 game against WSU...was a career-high 4-for-5 with a double and four RBI March 12 vs. Rice at AT&T Park...went 2-for-3 Feb. 22 at Stanford and 2-for-2 with a grand slam Feb. 20 vs. Utah.

DELFINO'S CAREER STATISTICS

YEAR	AVG	G	AB	R	H	RBI	2B	3B	HR	BB	SO	SB
2010	.315	38	73	17	23	11	4	0	1	10	16	3
2011	.260	54	181	31	47	20	12	1	4	17	29	1
Total	.276	87	254	48	70	31	16	1	5	27	45	4

CAREER BESTS

Most Hits: 4, March 12, 2011 vs. Rice (4-for-5, 2B, 4 RBI)
 Most Runs: 4, April 21, 2010 vs. Pacific
 Most RBI: 4, twice, last time March 12, 2011 vs. Rice (4-for-5, 2B)
 Career Grand Slams: 1, Feb. 20, 2011 vs. Utah
 Longest Hitting Streak: 5, three times, last time March 27-April 3, 2011 (7-for-19, .368, 2-2B, RBI)

MATT FLEMER

49



Pitcher/First Base **Junior**
Bats: Right **Throws: Right**
Height: 6-2 **Weight: 216**
Experience: 2V
Hometown: El Cerrito, Calif.
High School: St. Mary's

2011 honorable mention All-Pac-10... drafted in the 19th round by the Kansas City Royals...4-2 with a 2.08 ERA and five saves (8th in Pac-10) in 27 relief appearances... has 36 strikeouts with only eight walks in 34.2 innings...went 10

appearances (14.0 innings) before giving up a walk this season... threw final inning in Cal's 6-2 win over Dallas Baptist in the Santa Clara Super Regional...made four appearances during the Houston Regional, picking up wins in relief June 5 vs. Rice and June 6 vs. Baylor (2-0, 3.2 innings, two hits, no runs, two walks, three strikeouts)...earned save May 3 at Santa Clara, pitching the ninth inning with one hit and one walk...earned win May 1 vs. Oregon, pitching the ninth inning (no hits, no runs)...had three strikeouts in 2.2 innings April 21 vs. Arizona State...did not allow a hit in two appearances (1.2 innings) against Washington Apr. 16-17...earned save April 15 at Washington, pitching with the tying run on third and the potential winning run on second...earned his first win of the season March 27 against Washington State, pitching two innings of relief, striking out four and giving up just one hit...picked up a save against WSU March 26, striking out two of the three batters he faced...earned save vs. Nevada March 21 (1.0 inning, one hit)...lost in relief March 16 vs. San Francisco (2.0 innings, four hits, one run, no walks, two strikeouts)...picked up save March 11 vs. Louisiana-Lafayette at AT&T Park (2.0 innings, two hits, one run, no walks, four strikeouts)...struck out the side Feb. 22 at Stanford.

FLEMER'S CAREER STATISTICS

YEAR	ERA	G	GS	CG	W	L	S	IP	H	R	ER	BB	SO
2009	7.94	15	8	0	3	3	1	51.0	65	50	45	15	50
2010	4.83	19	0	0	2	3	4	31.2	32	19	17	5	23
2011	2.08	27	0	0	4	2	5	34.2	28	9	8	8	36
Total	5.38	65	8	0	9	8	10	117.1	125	78	70	28	109

CAREER BESTS

Most Strikeouts: 13, Feb. 25, 2009 at Santa Clara
 Most Innings Pitched: 7.0, March 27, 2009 vs. Washington State
 Longest Winning Streak: 2, twice, last time April 3-18, 2010
 Longest Losing Streak: 4, April 23, 2010 – March 16, 2011

ERIK JOHNSON

35



Pitcher
Bats: Right
Height: 6-2
Experience: 2V
Hometown: Los Altos, Calif.
High School: Los Altos

Junior
Throws: Right
Weight: 240

2011 first-team All-Pac-10...drafted in the second round by the Chicago White Sox...has 228 career strikeouts, seventh on the Cal all-time career strikeout list...7-4 with a 2.91 ERA in 17 starts...has 100 strikeouts (6th in Pac-10, 9th on Cal's all-time single season list) in 102.0 innings...opponents are batting .191 against (2nd in Pac-10) and is sixth in the Pac-10 with 29 batters struck out looking...started season not giving up an earned run in first 13.0 innings...has been involved in five shutouts this year...won June 12 clinching Santa Clara Super Regional game vs. Dallas Baptist (6.0 innings, three hits, two runs, four walks, four strikeouts)...got no decision June 6 against Baylor in the Houston Regional (3.0 innings, four hits, five runs, three walks, four strikeouts)...lost June 3 vs. Baylor in Houston Regional (2.1 innings, three hits, five runs, six walks, one strikeout)...lost May 27 vs. Stanford (7.0 innings, four hits, three runs, four walks, career-high 11 strikeouts)...won 4-0 shutout May 20 at UCLA (7.0 innings, two hits, four walks, seven strikeouts)...lost May 7 at Oregon State, despite no-hitting the Beavers through six innings (7.0 innings, two hits, three runs, six walks, nine strikeouts)...got no decision Apr. 29 vs. Oregon (8.0 innings, four hits, on run, three walks, career-high 11 strikeouts)...earned fifth win of season after back-to-back no decisions, April 15 at Washington (6.2 innings, six hits, one run, three walks, three strikeouts)...struck out a career-high 11 in a no-decision April 8 at Arizona (7.0 innings, six hits, two runs, no walks)...won March 25

shutout vs. Washington State (8.0 innings, two hits, no runs, four walks, six strikeouts)...due to rain got no decision March 19 vs. Ohio State (1.0 inning, two walks, one strikeout)...won March 11 vs. Louisiana-Lafayette at AT&T Park (6.0 innings, three hits, two runs, five walks, five strikeouts)...lost March 4 at San Diego State (6.0 innings, eight hits, two runs, two walks, eight strikeouts)...won Feb. 26 vs. North Carolina State (6.0 innings, three hits, no runs, three walks, six strikeouts)...won Feb. 20 shutout vs. Utah (7.0 innings, three hits, no runs, no walks, eight strikeouts).

JOHNSON'S CAREER STATISTICS

YEAR	ERA	G	GS	CG	W	L	S	IP	H	R	ER	BB	SO
2009	4.41	19	9	1	3	6	4	67.1	71	41	33	28	55
2010	4.09	16	13	0	6	3	1	77.0	85	41	35	34	73
2011	2.91	17	17	0	7	4	0	102.0	66	33	33	54	100
Total	3.79	52	39	1	16	13	5	240.1	222	115	101	116	228

CAREER BESTS

Most Strikeouts: 11, three times, last time May 27, 2011 vs. Stanford
 Most Innings Pitched: 9.0, twice, last time April 21, 2011 vs. Arizona State
 Longest Winning Streak: 3, Feb. 19-March 11, 2010
 Longest Losing Streak: 3, April 24-May 22, 2009

JUSTIN JONES

23



Pitcher
Bats: Left
Height: 6-2
Experience: 1V
Hometown: Oakdale, Calif.
High School: Oakdale

Sophomore
Throws: Left
Weight: 188

2011 honorable mention All-Pac-10...9-6 (nine wins 4th in Pac-10) with a 2.93 ERA in 20 games and 14 starts...has 81 strikeouts in a team-high 119.2 innings (5th in Pac-10, 5th

on the Cal all-time single season list) with three complete games...is seventh in the Pac-10 with 27 batters struck out looking...earned win in June 11 start vs. Dallas Baptist in Santa Clara Super Regional (6.0 innings, one hit, no runs, one walk, three strikeouts)...left prior to the seventh inning due to cramping in left bicep...picked up win in relief June 4 vs. Alcorn State in the Houston Regional (6.1 innings, two hits, two runs, no earned runs, three walks, 10 strikeouts)...earned save June 5 vs. Baylor in Houston Regional (2.0 innings, one hit, two strikeouts)...threw a team-high 8.1 innings in three appearances (four hits, no earned runs, three walks, 12 strikeouts) at the Houston Regional...lost May 28 vs. Stanford (8.0 innings, 12 hits, four runs, one walk, four strikeouts)...lost May 22 at UCLA (3.0 innings, six hits, three runs, two walks, two strikeouts)...won in relief May 18 at UC Davis (4.0 innings, one hit, no runs, one walk, five strikeouts)...threw complete-game win May 7 at Oregon State (six hits, two runs, no walks, eight strikeouts)...lost April 30 vs. Oregon (7.0 innings, nine hits, three earned runs, one walk, four strikeouts)...threw a complete game but lost April 22 vs. Arizona State (9.0 innings, nine hits, five runs, two walks)...won April 16 at Washington (8.0 innings, seven hits, one earned run, three walks, four strikeouts)...pitched complete game April 2 vs. USC (seven hits, one earned run, one walk, career-high 12 strikeouts)...won March 26 vs. Washington State (8.0 innings, seven hits, no runs, no walks, seven strikeouts)...picked up win in relief March 20 vs. Ohio State (due to rain suspension, 8.0 innings, five hits, no runs, three walks, four strikeouts)...got no decision March 12 vs. Rice at AT&T Park (4.0 innings, eight hits, six runs, two walks, two strikeouts)...lost March 5 vs. Oklahoma (8.0 innings, seven hits, four earned runs, two walks, three strikeouts)...won Feb. 27 vs. Kansas State (7.0 innings, three hits, one run, three walks, three strikeouts)...no decision Feb. 20 vs. Utah (7.0 innings, eight hits, two earned runs, one walk, five strikeouts).

JONES' CAREER STATISTICS

YEAR	ERA	G	GS	CG	W	L	S	IP	H	R	ER	BB	SO
2010	4.22	18	15	2	10	6	0	98.0	102	63	46	29	73
2011	2.93	20	14	3	9	6	0	119.2	113	48	39	31	81
Total	3.52	38	29	5	19	12	0	217.2	215	111	85	60	154

CAREER BESTS

Most Strikeouts: 12, April 2, 2011 vs. USC
 Most Innings Pitched: 9.0, five times, last time May 7, 2011 at Oregon State
 Longest Winning Streak: 5, March 27-April 17, 2010
 Longest Losing Streak: 2, May 9-23, 2010

ANDREW KNAPP

6



Catcher
Bats: Switch
Height: 6-0
Experience: HS
Hometown: Granite Bay, Calif.
High School: Granite Bay

Freshman
Throws: Right
Weight: 191

Batting .215 (14-for-65, .286 vs. Pac-10) with three doubles, a home run and 15 RBI... had a clutch pinch hit three-run double May 20 at UCLA...went 4-for-8 April 15-17 at

Washington, in two starts and a pinch-hit appearance...had his first multi-hit game of his career April 10 at Arizona, going 2-for-5 with an RBI...went 1-for-3 with a double April 1 vs. USC...drove in two runs March 26 vs. Washington State...was 1-for-3 with a three-run homer Feb. 26 vs. North Carolina State...on Feb. 20 vs. Utah went 1-for-3 with a double and two RBI in game one and had the game-winning RBI single in the bottom of the ninth inning in game two...is batting .360 (9-for-25) with runners in scoring position.

KNAPP'S CAREER STATISTICS

YEAR	AVG	G	AB	R	H	RBI	2B	3B	HR	BB	SO	SB
2011	.215	28	65	7	14	15	3	0	1	7	23	0

CAREER BESTS

Most Hits: 2, three times, last time April 17, 2011 at Washington (2-for-3, RBI)
 Most Runs: 2, April 10, 2011 at Arizona
 Most RBI: 3, twice, last time May 20, 2011 at UCLA (1-for-1, 2B)
 Career Grand Slams: None
 Longest Hitting Streak: 2, four times, last time April 16-17, 2011 (4-for-7, .571, 2 RBI)

CHADD KRIST

27



Catcher
Bats: Right
Height: 5-11
Experience: 1V
Hometown: Petaluma, Calif.
High School: Petaluma

Junior
Throws: Right
Weight: 199

Was a member of the 2011 Houston Regional All-Tournament Team...2011 first-team All-Pac-10...drafted in the 13th round by the Chicago White Sox...has 44 career doubles,

tied for ninth on the all-time Cal career doubles list...batting .304 (68-for-224, .282 vs. Pac-10) with 25 doubles (1st in Pac-10, second on Cal's single-season doubles list), a triple, two home runs and a team-leading 43 RBI (10th in Pac-10)...is eighth in the Pac-10 with 29 walks and 10th with 101 total bases...leads the team with 23 multiple hit games, 12 multiple RBI games and had 17 RBI in Pac-10 play...has gone 10-for-29 (.345) in the postseason with three doubles, a triple, a home run and eight RBI...went 2-for-4 with a two-run homer

and three RBI June 12 vs. Dallas Baptist in the Santa Clara Super Regional...was 8-for-21 (.381) with three doubles, a triple and five RBI during the Houston Regional...went 3-for-4 with a double, triple and RBI June 3 vs. Baylor and 3-for-5 with a double and two RBI June 4 vs. Alcorn State...had a two-run double June 5 vs. Baylor at the Houston Regional...went 2-for-3 with a two-run double May 18 at UC Davis...was 2-for-6 with a double and RBI Apr. 21 vs. Arizona State...went 6-for-12 with four doubles and four RBI April 15-17 at Washington...was 2-for-5 with three RBI April 3 vs. USC...had the game-tying two-RBI single with two outs in the bottom of the ninth March 27 vs. Washington State...was 2-for-4 with two RBI March 13 vs. Long Beach State at AT&T Park...went 2-for-4 with a double and four RBI March 8 vs. Santa Clara...was 3-for-5 with two doubles and two RBI Feb. 27 vs. Kansas State...is batting .403 (31-for-77) with runners in scoring position.

KRIST'S CAREER STATISTICS

YEAR	AVG	G	AB	R	H	RBI	2B	3B	HR	BB	SO	SB
2009	.197	27	61	9	12	10	4	0	2	8	15	0
2010	.344	53	192	43	66	44	15	3	10	25	43	2
2011	.304	58	224	37	68	43	25	1	2	29	34	1
Total	.306	165	477	89	146	97	44	4	14	62	92	3

CAREER BESTS

Most Hits: 4, two times, last time April 16, 2010 vs. Washington (4-for-5, 3B, HR, 2 RBI)
 Most Runs: 3, March 20, 2010 at Cal Poly
 Most RBI: 4, twice, last time March 8, 2011 vs. Santa Clara (2-for-4, 2B)
 Career Grand Slams: 1, Feb. 20 vs. Southern Utah
 Longest Hitting Streak: 7, twice, last time April 10-21, 2011 (13-for-30, .433, 5-2B, 7 RBI)

LOUIE LECHICH

25



Outfield/Pitcher
Bats: Left
Height: 6-3
Experience: HS
Hometown: Stockton, Calif.
High School: St. Mary's

Freshman
Throws: Left
Weight: 207

Batting .286 (16-for-56, .290 vs. Pac-10) with a double, home run and five RBI...has 13 starts in center field and a start in right field...1-1 with a 5.00 ERA as a pitcher in six

appearances and one start...threw in relief (3.2 innings, one hit, one run, four walks, three strikeouts) in the Bears' 9-8 victory over Baylor June 6 in the Houston Regional...was 2-for-3 May 24 at Pacific and hit his first collegiate home run May 22 at UCLA...had a seven-game hitting streak from May 1-20 (7-for-24, .292, double, two RBI)...went 3-for-4 with two RBI in first game of April 10 doubleheader at Arizona...pitched 3.2 innings in relief April 5 vs. Pacific (no decision, six hits, two earned runs, one walk, two strikeouts)...went 2-for-4 at San Francisco March 29, in first collegiate start in the outfield...was the starting pitcher (no decision) March 16 vs. San Francisco (5.0 innings, two earned runs, one walk, four strikeouts).

LECHICH'S CAREER STATISTICS

YEAR	AVG	G	AB	R	H	RBI	2B	3B	HR	BB	SO	SB
2011	.286	26	56	11	16	5	1	0	1	6	12	0

YEAR	ERA	G	GS	CG	W	L	S	IP	H	R	ER	BB	SO
2011	5.00	6	1	0	1	1	0	18.0	17	11	10	13	13

CAREER BESTS

Most Hits: 3, April 10, 2011 at Arizona (3-for-4, 2 RBI)
 Most Runs: 2, April 10, 2011 at Arizona
 Most RBI: 2, April 10, 2011 at Arizona
 Career Grand Slams: None
 Longest Hitting Streak: 7, May 1-20, 2011 (7-for-24, .292, 2B, 2 RBI)

Most Strikeouts: 4, March 16, 2011 vs. San Francisco
 Most Innings Pitched: 5.0, March 16, 2011 vs. San Francisco
 Longest Winning Streak: Has won one game
 Longest Losing Streak: Has lost one game

DARREL MATTHEWS 2



Outfield
Bats: Left
Height: 5-9
Experience: 1V
Hometown: Concord, Calif.
High School: Clayton Valley
Sophomore
Throws: Right
Weight: 158

Batting .275 (38-for-138, .239 vs. Pac-10) with five doubles, four triples (6th in Pac-10) and 18 RBI...was 3-for-7 in the June 11-12 Santa Clara Super Regional...went 1-for-2 with a two-run double June 4 vs. Alcorn State, and 1-for-1 with two runs June 5 vs. Rice at the Houston Regional...was 2-for-3 with an RBI May 18 at UC Davis...went 2-for-3 April 22 vs. Arizona State... hit his fourth triple to plate two runs April 19 vs. UC Davis...had a career-high eight-game hitting streak April 2-16 (12-for-32, .375, 2-2B, 3-3B, eight RBI)...hit a triple in each of the games during the Arizona series April 8-10...went 2-for-3 with a double and three RBI April 3 vs. USC...had a five-game hitting streak (Ohio State series through first two games of WSU series), going 9-for-15 (.562)...went 2-for-3 March 21 vs. Nevada...was a perfect 3-for-3 with three runs in the second game of doubleheader vs. Ohio State March 20...went 2-for-4 with three RBI, including a key two-run single in the ninth inning, Feb. 20 vs. Utah...has 32 starts in center field, five starts in left field and three starts as designated hitter this season.

MATTHEWS' CAREER STATISTICS

YEAR	AVG	G	AB	R	H	RBI	2B	3B	HR	BB	SO	SB
2010	.259	32	85	12	22	11	3	2	0	9	17	3
2011	.275	47	138	25	38	18	5	4	0	7	29	3
Total	.269	74	223	37	60	29	8	6	0	16	46	6

CAREER BESTS

Most Hits: 3, March 20, 2011 vs. Ohio State (3-for-3)
 Most Runs: 3, twice, last time April 10, 2011 at Arizona
 Most RBI: 3, twice, last time April 3, 2011 vs. USC (2-for-3, 2B)
 Career Grand Slams: None
 Longest Hitting Streak: 8, April 2-16, 2011 (12-for-32, .375, 2-2B, 3-3B, 8 RBI)

KEVIN MILLER 41



Pitcher
Bats: Right
Height: 6-0
Experience: 3V
Hometown: San Jose, Calif.
High School: Valley Christian
Senior
Throws: Right
Weight: 207

Drafted in the 18th round by the Houston Astros...6-4 with a 2.59 ERA (7th in Pac-10) and a save in nine starts (21 appearances)... is second in the Pac-10 with 44 batters struck out looking...has 86 strikeouts in 80.0 innings with only 13 walks... has 232 career strikeouts, sixth on the Cal all-time strikeout list...had two strikeouts in one inning June 12 vs. Dallas Baptist in the Santa Clara Super Regional...made three appearances (3.2 innings, seven hits, four earned runs, one walk, six strikeouts) during the Houston Regional...won May 24 at Pacific (7.0 innings, six hits, two runs, no walks, seven strikeouts)...was outstanding in relief May 1 vs. Oregon (6.2 innings, five hits, no runs, no walks, five strikeouts)...

won in relief April 19 vs. UC Davis (4.0 innings, seven hits, one run, no walks, two strikeouts)...won in relief April 10 at Arizona (4.0 innings, five hits, three runs, one walk, three strikeouts)...had a streak of 24.1 innings without allowing a run...dominated March 29 start at San Francisco, giving up one hit in the first inning and then striking out 15 batters (seven looking, eight swinging) in 8.0 innings of work...followed with 1.2 scoreless innings of relief April 3 vs. USC, allowing one hit and striking out two...won March 21 vs. Nevada (7.0 innings, six hits, no runs, no walks, nine strikeouts)...threw 7.0 innings of relief March 12 vs. Rice at AT&T Park (one hit, no runs, two walks, five strikeouts)...lost March 6 start vs. Connecticut (6.0 innings, five hits, two earned runs, no walks, five strikeouts)...won Feb. 25 at Coastal Carolina, throwing a no-hitter into the eighth inning and finishing with 7.1 innings with one hit, no walks and 10 strikeouts...picked up a save Feb. 20 vs. Utah (2.0 innings, one hit, no runs, one walk, three strikeouts)...was a 2008 Collegiate Baseball Freshman All-American, going 6-1 and not giving up an earned run in his first 44.0 innings.

MILLER'S CAREER STATISTICS

YEAR	ERA	G	GS	CG	W	L	S	IP	H	R	ER	BB	SO
2008	2.90	21	5	0	6	1	0	71.1	52	28	23	37	68
2009	4.50	15	10	0	2	3	1	50.0	62	35	25	24	43
2010	4.72	18	4	0	3	3	2	53.1	65	34	28	21	35
2011	2.59	21	9	0	6	4	1	80.0	71	30	23	13	86
Total	3.50	75	28	0	17	11	4	254.2	250	127	99	95	232

CAREER BESTS

Most Strikeouts: 15, March 29, 2011 at San Francisco
 Most Innings Pitched: 8.0, March 29, 2011 at San Francisco
 Longest Winning Streak: 6, March 11-May 11, 2008
 Longest Losing Streak: One game

DANNY OH 19



Outfield
Bats: Left
Height: 6-0
Experience: 2V
Hometown: Mill Creek, Wash.
High School: Henry M. Jackson
Junior
Throws: Left
Weight: 196

Batting .209 (18-for-86, .318 vs. Pac-10) with a double, home run and 10 RBI...has gotten a hit in four of the last seven games he has played...went 3-for-4 April 30 vs. Oregon...was 2-for-4 with three RBI March 8 vs. Santa Clara...hit a three-run homer Feb. 25 at Coastal Carolina.

OH'S CAREER STATISTICS

YEAR	AVG	G	AB	R	H	RBI	2B	3B	HR	BB	SO	SB
2009	.303	52	195	31	59	35	5	2	7	12	32	3
2010	.294	54	221	49	65	30	11	2	2	12	34	7
2011	.209	31	86	12	18	10	1	0	1	10	19	4
Total	.283	137	502	92	142	75	17	4	10	34	85	14

CAREER BESTS

Most Hits: 4, five times, last time May 8, 2010 at Washington State (4-for-4, RBI)
 Most Runs: 3, four times, last time May 8, 2010 at Washington State
 Most RBI: 4, three times, last time Feb. 20, 2010 vs. Southern Utah (2-for-5)
 Career Grand Slams: 1, April 9, 2009 at Washington
 Longest Hitting Streak: 10, April 24-May 10, 2010 (18-for-42, .429, 3-2B, 3B, 9 RBI)

KYLE PORTER

16



Pitcher **Freshman**
Bats: Left **Throws: Left**
Height: 6-2 **Weight: 192**
Experience: HS
Hometown: El Dorado Hills, Calif.
High School: Oakridge

Was named a Freshman All-American by both *Collegiate Baseball* and the National Collegiate Baseball Writers...was a member of the 2011 Houston Regional All-Tournament Team...5-0 with a 1.59 ERA and two saves (three starts and 24 appearances)...has 53 strikeouts and only 14 walks in 51.0 innings...pitched one inning (one strikeout) June 12 vs. Dallas Baptist in the Santa Clara Super Regional...was outstanding in June 5 start vs. Baylor in the Houston Regional, throwing a career-high 6.2 innings with three hits no runs, two walks and a career-high nine strikeouts...had five strikeouts in 4.1 innings of relief May 20-22 at UCLA...had four strikeouts in 4.1 innings May 8 at Oregon State (three hits, one run, no walks)...won in May 3 start at Santa Clara (5.0 innings, five hits, one run, one strikeout)...struck out six of the 10 batters in 2.1 innings April 15 at Washington...won in relief April 3 vs. USC (2.0 innings, three hits, one run, one walk)...pitched 2.2 scoreless innings March 27 in Cal's 11-inning 4-3 win vs. Washington State (two hits, one walk, three strikeouts)...threw 4.0 innings March 12 vs. Rice at AT&T Park (one hit, no runs, one walk, five strikeouts)...threw 4.0 innings in March 8 start vs. Santa Clara (nine hits, one earned run, no walks, four strikeouts)...had four strikeouts in 2.0 innings March 3 at San Diego...earned first collegiate save Feb. 26 vs. North Carolina State (3.0 innings, no hits, no runs, one walk, two strikeouts).

PORTER'S CAREER STATISTICS

YEAR	ERA	G	GS	CG	W	L	S	IP	H	R	ER	BB	SO
2011	1.59	24	3	0	5	0	2	51.0	42	10	9	14	53

CAREER BESTS

Most Strikeouts: 9, June 5, 2011 vs. Baylor
 Most Innings Pitched: 6.2, June 5, 2011 vs. Baylor
 Longest Winning Streak: 5, March 12, 2011 -
 Longest Losing Streak: Has not lost a game

TONY RENDA

14



Infield **Sophomore**
Bats: Right **Throws: Right**
Height: 5-8 **Weight: 173**
Experience: 1V
Hometown: Hillsborough, Calif.
High School: Serra

Was a member of the 2011 Houston Regional All-Tournament Team...was named 2011 Pac-10 Player of the Year, only fourth player in Cal history to earn honor...batting .335 (85-for-254, 9th in Pac-10, team-best .348 vs. Pac-10) with 14 doubles, two triples, three home runs and 42 RBI...leads the team with nine stolen bases (9-for-11)...is second in the Pac-10 with 85 hits and fourth with 112 total bases...had an 11-game hitting streak from May 20-June 6 (19-for-51, .372, 3-2B, 3B, five RBI)...started the season with an 11-game hitting streak (20-for-49, .408, 4-2B, HR, 12 RBI)...has gone 12-for-23 (.364) in the postseason with a double and four RBI...was 3-for-5 with an RBI June 12 vs. Dallas Baptist in the Santa Clara Super Regional...went 9-for-24 (.375) with a double and three RBI during the Houston Regional, getting a key RBI in the ninth inning and then scoring the winning run in the 9-8 victory over Baylor June 6...went 3-for-5 with a double and RBI June 6 vs.

Baylor...was 2-for-5 June 4 vs. Alcorn State and went 2-for-5 with an RBI June 5 vs. Baylor...was 2-for-5 with a double and triple May 24 at Pacific, and 5-for-13 with a double and two RBI May 20-22 at UCLA...went 5-for-13 with two doubles, two home runs and four RBI May 7-8 at Oregon State...was 3-for-4 with a double Apr. 30 vs. Oregon...went 3-for-4 with three RBI April 16 at Washington...had eight hits in the April 10 doubleheader at Arizona, going 4-for-5 and 4-for-6, including a triple in game two...was 6-for-15 March 25-27 vs. Washington State with a double and two RBI...was 3-for-4 with a double and two RBI vs. Long Beach State March 13 at AT&T Park...went a career-best 5-for-5 with a double, home run and a career-high six RBI March 8 vs. Santa Clara...was 3-for-6 with a double and three RBI Feb. 25 at Coastal Carolina...is batting .355 (27-for-76) with runners in scoring position.

RENDA'S CAREER STATISTICS

YEAR	AVG	G	AB	R	H	RBI	2B	3B	HR	BB	SO	SB
2010	.373	54	217	55	81	37	21	4	3	18	34	13
2011	.335	58	254	37	85	42	14	2	3	12	25	9
Total	.352	112	471	92	166	79	35	6	6	30	59	22

CAREER BESTS

Most Hits: 5, March 8, 2011 vs. Santa Clara (5-for-5, 2B, HR, 6 RBI)
 Most Runs: 3, six times, last time June 6, 2011 vs. Baylor
 Most RBI: 6, March 8, 2011 vs. Santa Clara (5-for-5, 2B, HR)
 Career Grand Slams: None
 Longest Hitting Streak: 16, May 28, 2010 – March 8, 2011 (33-for-70, .471, 8-2B, HR, 16 RBI)

DEVON RODRIGUEZ

33



First Base **Sophomore**
Bats: Left **Throws: Right**
Height: 6-2 **Weight: 209**
Experience: 1V
Hometown: Newhall, Calif.
High School: William S. Hart

Named Most Outstanding Player of the 2011 NCAA Houston Regional...batting .288 (64-for-222, .223 vs. Pac-10) with 13 doubles, a triple, five home runs and 34 RBI...has reached base in 12 straight games...has gone 9-for-24 (.375) in the postseason with a home run and seven RBI...was 1-for-3 with an RBI June 11 vs. Dallas Baptist in the Santa Clara Super Regional...went 8-for-18 (.444) with a home run and six RBI during the Houston Regional...was 3-for-4 with a home run and four RBI, including the game-winning RBI, in the Bears' 9-8 victory over Baylor June 6 in the Houston Regional final...hit a home run May 27 vs. Stanford...was 3-for-5 with an RBI May 18 at UC Davis...went 2-4 with a double May 3 at Santa Clara, and 2-for-4 with a double and RBI May 1 vs. Oregon...was 3-for-8 with a home run and two RBI April 21 vs. Arizona State...went 4-for-5 with a home run and three RBI April 2 vs. USC...went 2-for-4 with a double, home run and two RBI March 20 vs. Ohio State...was a career-best 5-for-5 with three doubles March 12 vs. Rice at AT&T Park...went 2-for-5 with a double and two RBI Feb. 27 vs. Kansas State...was 3-for-5 with a double and two RBI Feb. 25 at Coastal Carolina...went 2-for-4 with a double and RBI in the Feb. 20 season opener vs. Utah.

RODRIGUEZ'S CAREER STATISTICS

YEAR	AVG	G	AB	R	H	RBI	2B	3B	HR	BB	SO	SB
2010	.289	32	97	13	28	21	4	0	3	8	24	0
2011	.288	58	222	29	64	34	13	1	5	12	24	3
Total	.288	90	319	42	92	55	17	1	8	20	48	3

CAREER BESTS

Most Hits: 5, March 12, 2011 vs. Rice (5-for-5, 3-2B)
 Most Runs: 3, twice, last time March 12, 2011 vs. Rice
 Most RBI: 5, Feb. 19, 2010 vs. Southern Utah (3-for-4, 2B, HR)
 Career Grand Slams: 1, Feb. 19 vs. Southern Utah
 Longest Hitting Streak: 6, May 21-June 3, 2011 (6-for-21, .286, 2-2B, 2 RBI)

LOGAN SCOTT

20



Pitcher
Bats: Right
Height: 6-4
Experience: SQ
Hometown: San Mateo, Calif.
High School: Serra

Sophomore
Throws: Right
Weight: 216

1-1 with a 2.89 ERA and a save in 23 appearances and one start...has 29 strikeouts in 43.2 innings...was outstanding in relief June 11 vs. Dallas Baptist in the Santa Clara Super

Regional, earning his first collegiate save by throwing 3.0 innings with two hits, no runs, no walks and a strikeout...made three relief appearances in the Houston Regional (6.0 innings, five hits, one earned run, three walks, three strikeouts)...had his longest outing of the season in April 19 start vs. UC Davis (5.0 innings, seven hits, no runs, no walks, four strikeouts)...earned win in relief Feb. 20 vs. Utah (2.0 innings, no hits, no runs, no walks, two strikeouts)...opened the season without allowing a hit in his first three appearances (5.0 innings).

SCOTT'S CAREER STATISTICS

YEAR	ERA	G	GS	CG	W	L	S	IP	H	R	ER	BB	SO
2009	3.86	3	1	0	1	0	0	7.0	7	4	3	0	4
2011	2.89	23	1	0	1	1	1	43.2	39	16	14	9	29
Total	3.05	26	2	0	2	1	1	50.2	46	20	17	9	33

CAREER BESTS

Most Strikeouts: 4, April 19, 2011 vs. UC Davis
 Most Innings Pitched: 5.0, April 19, 2011 vs. UC Davis
 Longest Winning Streak: One game
 Longest Losing Streak: Has lost one game



MARCUS SEMIEN

15



Infield
Bats: Right
Height: 6-0
Experience: 1V
Hometown: El Cerrito, Calif.
High School: St. Mary's

Junior
Throws: Right
Weight: 191

Was a member of the 2011 Houston Regional All-Tournament Team...drafted in the sixth round by the Chicago White Sox...batting .277 (61-for-220, .207 vs. Pac-10)


with 11 doubles, three triples, five home runs and 35 RBI...has 16 sacrifice bunts this season (1st in Pac-10)...leads the team with 39 runs and 29 walks...has gone 11-for-28 in the postseason with two doubles, two triples, a home run and six RBI...went 2-for-4 with a triple, home run and three RBI June 11 vs. Dallas Baptist in the Santa Clara Super Regional...was 8-for-21 (.381) with a double, triple and three RBI in the Houston Regional...went 4-for-5 with a double and two RBI in the Bears' 9-8 victory over Baylor June 6...was 2-for-3 with a triple and RBI June 3 vs. Baylor...went 3-for-4 May 27 vs. Stanford...was 3-for-4 with a triple and two RBI May 18 at UC Davis...hit a solo home run April 17 at Washington, giving Cal an insurance run in a 4-3 win (3-2 game when he hit it)...had five hits (in 11 at-bats) in the April 10 doubleheader at Arizona, scoring three runs with two RBI...went 4-for-5 with a double April 5 vs. Pacific...in the March 20 doubleheader vs. Ohio State was 3-for-5 with two doubles, a home run and five RBI...hit a three-run homer to send to game into extra-innings March 16 vs. San Francisco...went 3-for-4 with two RBI March 11 vs. Louisiana-Lafayette at AT&T Park...was 2-for-4 with a double and two RBI March 8 vs. Santa Clara...hit a grand slam March 3 at San Diego...went 2-for-4 with a double and two RBI Feb. 27 vs. Kansas State...is batting .338 (25-for-74) with runners in scoring position.

SEMIEN'S CAREER STATISTICS

YEAR	AVG	G	AB	R	H	RBI	2B	3B	HR	BB	SO	SB
2009	.197	27	71	10	14	7	1	1	1	11	11	0
2010	.328	54	195	40	64	34	17	2	4	24	37	5
2011	.277	58	220	39	61	35	11	3	5	29	38	8
Total	.286	139	486	89	139	76	29	6	10	64	86	13

CAREER BESTS

Most Hits: 4, three times, last time June 6, 2011 vs. Baylor (4-for-5, 2B, 2 RBI)
 Most Runs: 3, five times, last time April 10, 2011 at Arizona
 Most RBI: 4, March 3, 2011 at San Diego (1-for-3, HR)
 Career Grand Slams: 1, March 3, 2011 at San Diego
 Longest Hitting Streak: 7, Feb. 19-28, 2010 (13-for-26, .500, 3-2B, 3 RBI)



CAL IN POSTSEASON PLAY



California, coached by Clint Evans, won the first College World Series in 1947, defeating former President George Bush's Yale team, 8-7.

POSTSEASON QUICK FACTS

Appearances: 12 (1947, '57, '80, '85, '88, '91, '92, '95, '01, '08, '10, '11)
National Championships: 2 (1947, '57)
Overall Regional Record: 28-16 (2-0 Super Regionals)
Overall CWS Record: 10-6 (Six Appearances)
Last CWS Game: May 31, 1992 (Florida State 5, Cal 4)
Last CWS Win: June 4, 1980 (Cal 4, Miami (Fla.) 3)
Cal Postseason Coaching Records: Clint Evans 4-0 (1947), George Wolfman 7-1 (1957), Bob Milano 20-14 (1980, '85, '88, '91, '92, '95), David Esquer 7-7 (2001, '08, '10, '11)



1947

NCAA Western Playoffs, Denver, CO

California 3, Denver 1
 California 8, Texas 7

NCAA Championship Series, Kalamazoo, MI

California 17, Yale 4
California 8, Yale 7 (CWS Championship)



1957

NCAA District Playoffs, Berkeley, CA

California 4, Pepperdine 2
 Pepperdine 10, California 6
 California 10, Pepperdine 3

College World Series, Omaha, NE

California 4, Northern Colorado 0
 California 8, Iowa State 2
 California 8, Penn State 0
 California 9, Iowa State 1

California 1, Penn State 0 (CWS Championship)

1980

Midwest Regional, Tulsa, OK

Nevada-Las Vegas 3, California 2
 California 5, Wichita State 1
 California 7, Arkansas 1
 California 7, Missouri 1 (14 inn.)
 California 6, Nevada-Las Vegas 2
 California 12, Nevada-Las Vegas 0

College World Series, Omaha, NE

Michigan 9, California 8 (11 inn.)
 California 6, Clemson 4
 California 8, St. John's 5
 California 4, Miami (Fla.) 3
 Arizona 11, California 10 (Cal finishes third)

1985

West II Regional, Fresno, CA

Fresno State 7, California 6 (10 inn.)
 Brigham Young 9, California 5

1988

Central Regional, Austin, TX

California 13, Pennsylvania 3
 California 8, Michigan 7 (11 inn.)
 California 8, Texas 7
 California 6, Texas 5

College World Series, Omaha, NE

Arizona State 4, California 2
 Florida 6, California 5
 (Cal finishes tied for seventh)

1991

Midwest Regional, Wichita, KS

California 8, Baylor 5
 California 10, Ohio State 8
 Wichita State 8, California 1
 California 6, Ohio State 5
 Wichita State 11, California 5

1992

East Regional, Gainesville, FL

Texas A&M 15, California 6
 California 4, Florida 3 (10 inn.)
 California 16, George Mason 5
 California 3, Georgia Tech 2
 California 11, Texas A&M 4

College World Series, Omaha, NE

Miami (Fla.) 4, California 3 (13 inn.)
 Florida State 5, California 4
 (Cal finishes tied for seventh)

1995

Midwest Regional, Knoxville, TN

California 4, Georgia Tech 3
 Oklahoma State 15, California 4
 Pittsburgh 9, California 4

2001

South Regional, Baton Rouge, LA

Virginia Commonwealth 9, California 7
 California 9, Minnesota 3
 Virginia Commonwealth 11, California 2

2008

Long Beach Regional, Long Beach, CA

San Diego 5, California 0
 Long Beach State 9, California 2

2010

Norman Regional, Norman, OK

North Carolina 12, California 3
 Oral Roberts 9, California 8

2011

Houston Regional, Houston, TX

Baylor 6, California 4
 California 10, Alcorn State 6
 California 6, Rice 3
 California 8, Baylor 0
 California 9, Baylor 8

Super Regional, Santa Clara, CA

California 7, Dallas Baptist 0
 California 6, Dallas Baptist 2

NCAA CHAMPIONSHIPS BY SCHOOL

USC	12
Louisiana State	6
Texas	6
Arizona State	5
Cal State Fullerton	4
Miami (Fla.)	4
Arizona	3
Minnesota	3
California	2
Missouri	2
Oklahoma	2
Oregon State	2
Stanford	2
Fresno State	1
Georgia	1
Holy Cross	1
Michigan	1
Ohio State	1
Oklahoma State	1
Pepperdine	1
Rice	1
South Carolina	1
Wake Forest	1
Wichita State	1

AN INSPIRATIONAL RESOURCE

Family, Teammates Help Shape Tony Renda's Leadership Abilities

BY SCOTT BALL

C

ALIFORNIA SOPHOMORE TONY RENDA IS MORE THAN JUST AN OUTSTANDING COLLEGE BASEBALL PLAYER. HE IS A SOURCE OF INSPIRATION FOR THE ENTIRE GOLDEN BEAR PROGRAM.



Tony Renda

Last season, Renda earned Freshman All-America and All-Pac-10 honors in his first year of college baseball. He almost made it look easy as he led the Bears in hitting and played his best baseball at the end of the season when it mattered most, helping Cal to an NCAA regional berth.

But life was far from easy for Cal's outstanding second baseman. He was able to produce one of the greatest performances of any newcomer in the program's history, despite a serious illness afflicting his father.

"What Tony provided us last season was a mental and physical toughness, even though he was going through a tough time in his life," said head coach David Esquer. "He was an example to the rest of the team on how to handle adversity. Even as a freshman, he was not afraid to take on challenges and he expected to succeed."

Renda's example of determination, discipline and diligence in the face of tough times makes him an ideal leader. His inspiration comes from a family that has molded him into a strong individual, an outstanding baseball player, and a leader of a baseball program that is playing under tough circumstances.

"My father, Frank, was diagnosed with lung cancer in March 2009 and passed away in July of 2010," said Renda. "But it

was a blessing that he still got to see me play before he got too sick, and that I got a chance to go home and be with him. Before my father became ill he had attended nearly every one of my little league, high school and Cal games. He would even attend our intrasquad scrimmages in the fall."

What Frank Renda saw before his passing was his youngest son take college baseball by storm, not only earning all-league and All-America honors, but becoming a member of the 2010 Norman (Okla.) Regional All-Tournament team as the Bears

a perfectionist and it rubbed off on me. He was incredibly proud of everything I did, but would get on me if he thought it was needed ... It made me a better person and a better baseball player."

It was not just his father who has provided motivation to Cal's 20-year-old star infielder, but also his mother, Larree, and older siblings, Tommy and Kristina.

"My mother and father grew up in Des Moines, Iowa, and knew each other when they were kids," said Renda. "When my mother was young her father also passed away. To help make ends meet, she started bagging groceries at Safeway when she was 16. She is now the Executive Vice President of Safeway."

Another inspirational family member is Renda's brother, Tommy. There were complications during Tommy's birth, and at one time he stopped breathing. He was born with a mild case of cerebral palsy and does not have full use of his right arm.

Despite his disability, Tommy was a huge influence on brother Tony's baseball career, not only in a supportive role, but also as a mentor. Despite his disability, Tommy played Division I baseball at the University of Portland.

"My brother never blamed anything on his disability," Tony

said. "He would both throw and catch with his left hand, switching the glove to his left hand when he needed to catch the ball. When we were growing up, he would always allow me to play with him and his older friends, and that really helped me improve because I was always playing with older guys."

Tommy went on to compete four years for the Portland Pilots and earned a degree in business and economics. When his father got sick, he came home to help the



The Renda family (from left): Kristina, Larree, Tommy, Frank and Tony

advanced to an NCAA regional for the second time in three years. Renda finished his first collegiate season as the Bears' leading hitter with a .373 average, third-best in the Pac-10, and ranked in the Top 10 in the conference in six other offensive categories.

The first thing Renda did when he heard he made All-Pac-10 was to call his father.

"My father had built houses for over 25 years and he was an incredibly hard worker, smart and strong," said Renda. "He was



“WHAT TONY PROVIDED US LAST SEASON WAS A MENTAL AND PHYSICAL TOUGHNESS ... HE WAS AN EXAMPLE TO THE REST OF THE TEAM ON HOW TO HANDLE ADVERSITY. EVEN AS A FRESHMAN, HE WAS NOT AFRAID TO TAKE ON CHALLENGES AND HE EXPECTED TO SUCCEED.”

- HEAD COACH DAVID ESQUER

Tony Renda earned Freshman All-America honors in 2010 after leading the Bears with a .373 batting average and helping the team reach NCAA regionals.

family, but has now returned to the University of Portland to earn his master's degree. Sister Kristina also attended Portland and returned home to help care for her father after graduation, as well.

“My sister had just finished up her degree in communications at Portland right around the time he became seriously ill,” said Renda. “Kristina immediately returned home, and she and my dad would spend every day together. She has always put everyone else's needs first.”

A surprise source of inspiration for Renda came from his Cal teammates. This past fall, the Bears showed their support for Tony and his family by making a combined donation to the Jog for Jill 5K Fundraiser in honor of Tony's father. The entire squad participated as “Team Frank” to remember Frank Renda and to help raise money for cancer research.

“The team coming together to honor my dad made my mom cry,” said Renda. “I had no clue they were going to be there. It meant a lot to me and it meant a lot to my family. The turnout for the fundraiser was unbelievable and it raised a lot of money that will go toward research and will hopefully save some lives.”

“Our program prides itself on being a family,” said Esquer, who recruited Renda out of Serra High School. “I really felt our team took that to heart. One of our brothers was hurting, and it was our job to be there for him. The coaching staff and the players were all there to support Tony and that was really nice to see. The support was not surprising because Tony is so committed to his teammates, and the team knows he is so devoted to his family. He is an unbelievable individual and one of the finest kids I have ever had the pleasure of coaching.”

Now for the 2011 season, Renda is facing another challenging situation with the announcement that the university will be discontinuing the baseball program after this season. But if past examples are true to form, Cal's star slugger will continue to persevere.

“I haven't given up on anything,” said Renda. “As long as there is a baseball program at Cal, this is where I want to be.” 🙌



Stories with this logo in today's Sporting Green can be found only in The Chronicle's print, e-editions and our new iPad app. Download the new app at sfgate.com/ipad or e-editions at sfgate.com/ZKFB.

SAN FRANCISCO CHRONICLE AND SFGATE.COM | Friday, June 3, 2011 | Section B ★★★★★

GIANTS 12, CARDINALS 7

Huff hits 3 homers; San Francisco closes road trip with rout

By Henry Schulman
CHRONICLE STAFF WRITER

ST. LOUIS — Giants players are going to miss something as they go beddie-bye in the coming weeks: that mint next to their pillows.

To say their road has been long is an understatement. After Thursday night's 12-7 victory against the Cardinals, a three-homer game for Aubrey Huff, they have completed 43 percent of their 2011 road schedule with just 34 percent of the season gone.

The Giants overcame a 3-0 deficit for the second straight


The last time

J.T. Snow was the last Giant to hit three home runs in a game, doing it on Aug. 13, 2004.

night, clobbering two Cardinals making their major-league debuts. They scored five runs in 5½ innings against Lance Lynn, a big piece of Indiana beef, and five more in the seventh inning against a hard-throwing Dominican, Maikel Cleto.

Aubrey Huff accomplished his first three-homer game with shots against three pitchers, one each against

Giants continues on B5



Paul Chinn / The Chronicle

"If I never hear from Cousins again, or he doesn't play another day in the big leagues, I think we'll all be happy."

Brian Sabean

► Sabean sounds off, holds nothing back. **B5**

In these times, payback is wrong message to send

In the wake of Buster Posey's injury, the debate and discussion has been a roller-coaster ride, and that ride dipped to a new low Thursday.

Brian Sabean demonized Florida Marlins' player Scott Cousins, wished him ill, and vowed the Giants wouldn't forget.

Sabean is in many ways a good general manager. He is a lousy gang-banger, which is what he sounded like in promising to get even with Cousins and the Marlins.

The Giants' general manager was being interviewed on radio station KNBR on Thursday afternoon when he made his comments, the strongest words

SCOTT OSTLER



uttered publicly by anyone connected with the Giants.

Speaking of Cousins, Sabean said, "He does not take the path to the plate to try to score ... To me, that's malicious."

Sabean was talking with co-hosts Ralph Barbieri and Tom Tolbert. Barbieri mentioned that Posey has not returned Cousins' phone calls of *Ostler continues on B6*

CAL BASEBALL

Bad news inspires the Bears

In the NCAA tourney after escaping the ax

By Tom FitzGerald
CHRONICLE STAFF WRITER

For seven months, the Cal baseball team was hung up in a rundown with little chance of escaping. It looked like it was going to be out — for good.

In a stunning turnaround, the Bears have gone from the verge of extinction to contenders for the College World Series. It took a small army of boosters, many of them former Cal players, to produce \$9 million to save the program from the budget-cutter's knife.

It wasn't until early April that the school announced the rescue plan. All the while, the Bears stayed in conten-

"You've got to give the kids credit for keeping their focus and getting to the postseason."

Cal coach David Esquer

tion for a postseason berth even though they had a ready-made excuse to stop competing. Their ability to weather the storm has carried them into their NCAA tournament opener today against Baylor in the Houston regional.

"We've gone through the whole gamut of emotions over the course of *Cal continues on B7*



Michael Pimentel / goldenbearsports.com

Sophomore Tony Renda led Cal in batting average for the second straight season and was the program's first outright Pac-10 Player of the Year winner.

Bears on a rollercoaster

Sept. 28: Cal tags baseball and three other programs for elimination as of July.

Feb. 11: Cal reinstates women's lacrosse and gymnastics (and restores varsity status for men's rugby), but baseball is still out.

March 3: After seven games, the baseball team is 6-1 and has outscored its opponents 50-11.

March 27: The Bears complete a sweep of Washington State to open Pac-10 play.

April 8: Cal reinstates baseball. (Men's gymnastics was reinstated in May.)

May 28: Cal finishes sixth in the Pac-10 at 13-13.

May 30: Cal receives an at-large bid for the NCAA tournament.

May 31: Second baseman Tony Renda is named Pac-10 Player of the Year.

Today: The Bears begin play in the NCAA tournament regional in Houston.

NCAA regionals

In Houston: Rice, Baylor, Cal, Alcorn State.

Today: Cal vs. Baylor, noon, 90.7

In Fullerton: Cal State Fullerton, Stanford, Kansas State, Illinois.

Today: Kansas State vs. Stanford, 4 p.m., ESPN

In Los Angeles: UCLA, Fresno State, UC Irvine, USF. **Today:** UCLA vs. USF, 6 p.m.

WARRIORS

Search for coach picks up steam

By Rusty Simmons
CHRONICLE STAFF WRITER

The Warriors continue to say they're in no rush to hire a coach, but by outside accounts, the team's search has heated up significantly in the past week.

Joe Lacob has reportedly interviewed TV analyst Mark Jackson and San Antonio Spurs assistant Mike Budenholzer, and league sources say the co-owner is



Mark Jackson



Mike Budenholzer

expected to meet with New Orleans assistant Mike Malone next week. Sources involved with the hiring process were told that only three finalists would garner in-

terviews from Lacob, but that's tough to believe since he has yet to sit down with others who are considered to be strong candidates.

"We are being deliberate with our search and will have no deadline for hiring a new coach," Warriors general manager Larry Riley said in an e-mail Thursday.

Meetings with the Warriors' front office that did not include Lacob have previously been

confirmed with former Warriors coach Rick Adelman, Dallas assistant Dwane Casey, Boston assistant Lawrence Frank and Lakers assistants Chuck Person and Brian Shaw as well as Mike Brown, since hired by the Lakers, and Kevin McHale, who replaced Adelman in Houston. The team also contacted Jerry Sloan and Jeff Van Gundy, but they declined interviews.

Warriors continues on B3



Ronald Martinez / Getty Images

Mavs' big rally evens series

Dirk Nowitzki and the Mavs closed the game on a 22-5 run to steal Game 2 from the Heat on Thursday and even the NBA Finals at 1-1. **B3**

Art is **career**
Picture a place where imagination meets reality.

Academy of Art University graduates have great artistic and design talents and the ability to put those talents to work before they even reach the job market. Academy alumni are represented at some of the most recognized firms in the nation, including Apple, Google, BMW and CNN. Dream. Explore. Discover. Get started today and bring your dreams to life! Visit www.academyart.edu or call (800) 544-2787.

"The Academy helped me build upon my foundation in fine art and 2d design by developing the skills I would need to be a creative artist in the video game industry."

Patricia Kallusch,
Development Director,
Electronic Arts
(MFA, '05, Computer Animation)

ACADEMY of ART UNIVERSITY
FOUNDED IN SAN FRANCISCO 1929
BY ARTISTS FOR ARTISTS

SPORTS

FRENCH OPEN

Li, Schiavone advance to final

By Christopher Clarey
NEW YORK TIMES

PARIS — Maria Sharapova was pin-drop quiet, which was both welcome and eerie for anyone who has listened to her shrieks and wails and “COME ONNNNS” echo through the chambers of Grand Slams all these years.

Sharapova was quiet but hardly at peace, focusing on the serve she was about to hit to stay in the match: a second serve that had been failing her repeatedly in the swirling wind and pressure of this French Open semifinal against Li Na.

“She has a huge, big serve,” Li said later. “And I was like,

‘Please, double fault, and I can win the match.’”

Bounce. Bounce. Think. Think. Thousands in the stadium all bracing for the same thing, and then it was on its way, smacking all too predictably into the tape, sending Li and presumably quite a few of her Chinese compatriots into the kind of euphoria that only comes with a big sporting surprise.

“I never believe myself I can be in the final of the French Open, and today I got it,” the sixth-seeded Li said after her 6-4, 7-5 victory.

She will now face Francesca Schiavone, the defending champion with the effervescent personality and baroque



Clive Brunskill / Getty Images

Francesca Schiavone is the defending French champ.

one-handed backhand. Schiavone defeated Marion Bartoli, the last French player remaining, 6-3, 6-3, in the second semifinal. She has not won another tournament since her surprise run to the title in Paris last year, but she clearly is in symbiosis with Roland Garros. “When I come here, I feel something special, that’s



Matthew Stockman / Getty Images

Li Na advances to the final in her second straight major.

all,” she said. Schiavone is 30 this year, while Li is 29. Their combined age make this the oldest women’s Grand Slam final since Jana Novotna beat Nathalie Tauziat at Wimbledon in 1998. It has been a rough two weeks indeed for the youngsters, including the No. 1 seed, Caroline Wozniacki, 20, who

was upset early. “Age just paper,” Li said. “It’s just plus one, doesn’t mean anything.” Unlike Schiavone, Li had never been past the fourth round in Paris until this year, but she has saved her best for the big events this season. In January, she became the first Chinese player to reach a Grand Slam singles final, losing in the Australian Open to Kim Clijsters. Since then, she has done little of note, but now on her least favorite surface, she has become the first Chinese player to reach the French Open singles final, too. Li, a solidly built 5-foot-7, needed three sets to defeat No. 9 seed Petra Kvitova of the Czech Republic but needed just two sets to defeat No. 4 Victoria Azarenka of Belarus in the quarterfinals. As it turned out, facing Azarenka was an ideal warm-up for facing Sharapova. Both go for returns and the lines with ferocious, flat power. Both make a lot of noise.

Bad news serves as Bears’ ‘inspiration’

Cal from page B1

the year,” coach David Esquer said Thursday from Houston. “You’ve got to give the kids credit for keeping their focus and getting to the postseason. It speaks to the kind of program we have.

“We’ve made the playoffs three of the last four years, and that’s never been done here before.”

Nobody exemplified the grit of the team better than sophomore second baseman Tony Renda, who led the Bears in hitting for the second straight year and was voted by the Pac-10 coaches as the conference Player of the Year.

Spending most of the season on the brink of disaster helped keep the players united, he said.

“It was an inspiration,” Renda said. “It wasn’t a distraction. Only three guys chose to leave. Everybody else wanted to play with this group of guys.”

Loss of player’s father

Renda had gone through his own emotional ordeal even before it was announced in September that Cal baseball, which dates to 1892, would be discontinued.

He led the Bears with a .373 average last year despite the wrenching knowledge that his father was fighting for his life. Seventeen

months after he was diagnosed with lung cancer, Frank Renda died in July at the age of 56.

“He used to come to all our games, even the intrasquad games,” Renda said. “I think about him constantly. It motivates me to get better. I know he’d be proud.”


In September, Renda’s teammates banded together to join the Jog for Jill — an event that raises money in the fight against lung cancer and honors the late Cal rowing team member Jill Costello. Besides honoring Costello, the baseball players dedicated their run to Frank Renda.

On the chopping block

Just two weeks later, it was announced that baseball, men’s and women’s gymnastics and women’s lacrosse would be cut, and the highly successful men’s rugby program would be demoted to “varsity club” status.

At the time, there was no talk of private fund-raising drives to save the sports. In February, it was announced that rugby, women’s gymnastics and women’s lacrosse were saved. Baseball and men’s gymnastics were still gone.

Many of the baseball players and gymnasts had to make plans for the 2011-12 school year while competing for Cal. Renda and pitcher



Kelley Cox / goldenbearsports.com

Cal baseball coach David Esquer said his team has “gone through the whole gamut of emotions” this season.

Justin Jones made arrangements to transfer to Oregon, where they would have been eligible to play next season.

But Oregon coaches and officials “knew we really wanted to stay,” Renda said.

Program saved

Finally, on April 8, it was announced that a desperate drive that raised \$9 million had saved baseball. Men’s gymnastics got the green light less than a month later.

Renda again led the team in hitting, although his average dropped to .330 in the first season after lively bats were eliminated in college ball. He was the first Cal player to win the conference Player of the Year award outright. Jon Zuber and Troy Penix were co-Southern Division Players of the Year in 1992.

“It was a surprise,” Renda said. “I wasn’t expecting it.”

Junior pitcher Erik Johnson (6-3, 2.08 ERA) and junior catcher Chadd Krist (.297 average, Pac-10-leading 22 doubles) joined Renda on the Pac-10 first team. Junior pitcher Matt Flemer (2.40 ERA, five saves), sophomore outfielder Vince Bruno (.313 average) and Jones (7-6, 3.33 ERA) earned honorable mention.

If Cal (31-20) survives the Houston regional, it would play in a super regional against the winner of the Fort Worth regional for a trip to the College World Series, which begins June 18 in Omaha, Neb.

The Bears lost four of their final five games in the regular season. But Renda said, “We’re as confident as if we were on a 20-game winning streak.”

E-mail Tom FitzGerald at tfitzgerald@sfgchronicle.com.

COLLEGE ROUNDUP

Cal on brink in softball’s World Series

CHRONICLE NEWS SERVICES

Kelsi Dunne threw six shutout innings and Kaila Hunt had an RBI single, lifting second-seeded Alabama to a 1-0 victory against Cal on Thursday in the opening game of the women’s softball World Series in Oklahoma City.

Dunne (28-4) allowed only an infield single by Britt Vonk in the first inning before being replaced by Jackie Traina to start the seventh. Traina struck out two in a scoreless ninth inning and earned her third save of the season.

Dunne struck out 11 and walked only one to help the Crimson Tide (52-9), who had lost their opening game in each of their previous six appearances at the World Series.

Alabama will play in the winner’s bracket tonight against the winner of the Baylor-Oklahoma State game. Cal (44-12) will play the loser in an elimination game Saturday.

“I think our approach is going to change a little bit because we are in the losers’ bracket, but I think it will only make us better because we’re going to be a stronger team when you have to win, when you have nothing else but to win,” starting pitcher Jolene Henderson said. “It pushes you harder to want to get those hits, to want to keep going.”

Alabama got its only run against Henderson (39-9) in the second, when Amanda Locke reached on an infield single to start the inning. She was replaced by pinch-runner Keima Davis, who stole second and third before coming in to score on Hunt’s single to left field.

“This is a huge stage,” said Hunt, a freshman. “All week, we had talked about not talking this game up. It’s just another game that we are playing, just on a bigger stage. We talked about being fearless, not being afraid of anybody.”

8 Bears honored: A national champion doubles tandem and one of the most decorated defensive backs in school history were among those selected for enshrinement into the Cal Athletic Hall of Fame.

The eight are Ned Anderson (rugby), Amanda Augustus and Amy Jensen (tennis), Jan Brogan (tennis coach), Dave Butler (basketball), Deltha O’Neal (football), Bryan Price (baseball) and Maite Zabala (soccer).

Erstad takes over: Nebraska has hired former major-league All-Star Darin Erstad to lead his alma mater’s baseball program into the Big Ten. Erstad, who turns 37 on Saturday, served as a volunteer hitting coach this past season. He was the punter on Nebraska’s 1994 national championship football team.

STANFORD AND USF BASEBALL

What the Cardinal and Dons bring to the tourney

By Tom FitzGerald
CHRONICLE STAFF WRITER

Near the end of March, 16 games into the season, Stanford catcher Zach Jones was hitting .130 and didn’t have an RBI.

Since then, he has hit .324 with 29 RBIs. He leads the Cardinal (32-20), who play Kansas State today in the Fullerton regional of the NCAA tournament, in doubles with 15 and runs scored with 41. On a team that doesn’t hit many home runs, he is tied for the lead with four. (Thanks to the new bat regulations, homers by Pac-10 teams dropped from 471 last season to 233.)

What gotten into Jones? Did the senior cut a deal with the devil?

“It took a lot of time in the cage and a lot of extra swings,” he said. “I was getting so anxious, I started to jump

out at the ball instead of letting it come to me. I was swinging at breaking balls in the dirt.

“We had a couple of weeks off for finals, and that helped me. The only mechanical adjustment was that my bat was too vertical, so I made it more horizontal.”

Through his slump, he maintained his defensive excellence — he has thrown out 17 of 39 would-be base-stealers — but admits he was worried about losing his job. “I’d be lying if I said it hadn’t crept into my mind,” he said.

USF: Senior center fielder Pete Lavin leads the Dons in many offensive categories and has made just one error this year.

“He’s what made us click, both offen-

sively and defensively,” said coach Nino Giarratano. “He’s an electric player.”

That’s high praise because the WCC champs led the nation’s major-conference teams in fielding percentage (.984). They trailed only Stony Brook (.985) among Division I teams.

The Dons (31-23) open NCAA play today in the Los Angeles regional against UCLA right-hander Gerrit Cole (6-7, 3.28 ERA), who shut them out on four hits in the season opener. He was overshadowed this year by teammate Trevor Bauer (12-2, 1.27 ERA), who led the nation with 189 strikeouts, the second-highest total in Pac-10 history. Both figure to be top-10 picks Monday in the MLB draft.

“It’s good to get the opportunity to play them again,” Lavin said. “We’re a different team than we were Feb. 18.”

BAY AREA DEALER DIRECTORY

sfgate.com/cars

▶ BMW
BERKELEY WEATHERFORD BMW 800-974-ABMW
www.weatherfordbmw.com
CONCORD BMW CONCORD
1-888-243-4145 www.bmwconcord.com
SAN MATEO Peter Pan BMW 866-462-7124 PeterPanBMW.com
OVER 100 NEW & PRE-OWNED BMW MODELS AVAILABLE!
▶ FORD
COLMA/DALY CITY Blue Oval Certified! 650-755-7007
SERRAMONTE FORD
999 SERRAMONTE BLVD. www.serramonteford.com
ALBANY FORD Deal with Managers - FLEET DIRECT PRICING!
1-800-495-3673 www.albanyford.com
▶ HYUNDAI
SAN FRANCISCO SAN FRANCISCO HYUNDAI 415-525-8180
The Newest Hyundai Dealership in the Bay Area! 475 S Van Ness

▶ LEXUS
COLMA/DALY CITY 1-800-SF-LEXUS
LEXUS OF SERRAMONTE www.lexuserramonte.com
WINNER OF ELITE OF LEXUS AWARD FOR THE LAST 9 YEARS
PLEASANTON Lexus of Pleasanton 1-888-350-4425
Where Buying A Car Is Pleasant! lexusofpleasanton.com
SAN RAFAEL LEXUS OF MARIN 800-571-0245
www.lexusofmarin.com It's All About You!
SANTA ROSA FREEMAN LEXUS
1-877-257-2374 www.freemanmotors.com
 On sale at Bay Area Nob Hill Foods locations

▶ MAZDA
WALNUT CREEK DIABLO MAZDA
"Discover the Diablo Difference" 925-937-6900
▶ NISSAN
Petaluma North Bay Nissan 877-763-4213 northbaynissan.com
OVER 265 NEW NISSAN'S IN STOCK!
▶ PORSCHE
CARLSEN PORSCHE www.carlensporsche.com
3636 Haven Ave Redwood City Ca. 650-701-9200
▶ SAAB
OAKLAND DOWNTOWN SAAB 1-800-335-SAAB
510-547-4436 Call For Special Leases

▶ SUBARU
REDWOOD CITY CARLSEN SUBARU GREAT PRICES!
Huge Selection! Excellent Service! We Buy & Sell Used Subarus!
877-227-0833 www.carlenssubaru.com
ALBANY SUBARU Deal with Managers - FLEET DIRECT PRICING!
1-800-495-3673 www.albanysubaru.com
OAKLAND Downtown Subaru 1-800-GET-SUBARU
800-200-5299 Call For Special Leases.
Walnut Creek Diablo Subaru www.diablo.subaru.com
"Discover the Diablo Difference" 925-937-6900
▶ TOYOTA
OAKLAND DOWNTOWN TOYOTA OF OAKLAND
www.downtowntoyota.com 800-200-5299
▶ VOLVO
PALO ALTO CARLSEN VOLVO 800-70-VOLVO
www.carlensvolvo.com

SPORTS

COLLEGES

Cal rallies past Baylor to advance

STAFF AND NEWS SERVICES

Cal's Devon Rodriguez finished off the biggest comeback of this year's NCAA baseball regionals.

Down to his last strike, one that would have ended his team's season, Rodriguez singled in two runs with two outs to cap a four-run rally in the bottom of the ninth inning and give the Bears a 9-8 victory over Baylor in the Houston Regional.

Monday's walk-off win sends Cal to the NCAA super regionals against Dallas Baptist. The first game is at 5 p.m. Saturday at a site to be determined.

After Baylor padded its lead with a run in the top of the ninth, Michael Theofanopoulos drove in a run with a groundout for Cal, and Tony Renda cut it to 8-7 with an RBI single.

After Marcus Semien stuck out, Rodriguez drove a 1-2 pitch to right field, scoring Renda and Austin Booker for the win.

Rodriguez went 3-for-4 with four RBIs.

"I say I believe it, because I was in the dugout and I saw it with my own eyes," Cal coach David Esquer said. "I told the guys that we could do this, but when it actually happened, I don't know that I actually believed it."

Baylor opened up a 7-1 lead heading into the bottom of the sixth, but the Golden Bears cut it to 7-3 with two runs in the sixth, and Rodriguez's two-run homer made it 7-5 in the eighth.



Dave Einsel / Associated Press

Devon Rodriguez (left) is mobbed after his ninth-inning two-run single capped a four-run rally.

Cardinal play Friday: Stanford's eighth super regional will begin Friday at No. 3-national seed North Carolina with a start time of noon PDT on ESPN2. Saturday's game will be at noon as well, and if necessary, Game 3 will be at 1 p.m. Sunday.

Other regionals: Host Texas used six pitchers to win the Austin Regional, 5-0 over Kent State. The Longhorns will host Arizona State beginning Friday.

► Another Pac-10 team is still alive. Arizona's regional final against Texas A&M in College Station, Texas, was postponed because of thunderstorms and was rescheduled for 10:35 a.m. today.

Softball: Krista Donnenwirth hit two of Arizona State's four homers and drove in four runs, Kaylyn Castillo and Annie Lockwood had three RBIs apiece, and the Sun Devils routed Florida 14-4 in the opening game of the Women's College World Series finals in Oklahoma City.

HIGH SCHOOL BASEBALL

Logan wins NCS Division I title

By Mitch Stephens

SPECIAL TO THE CHRONICLE

Alex Martinez fired a one-hitter with six strikeouts as host Logan-Union City grabbed its second North Coast Section title with a 1-0 Division I victory over De La Salle-Concord on Monday night.

It was one of three NCS title games that was postponed from Saturday until Monday because of rain.

Logan West allowed one hit and an unearned run in the sixth for De La Salle (20-7). The only hit was a double by Pascual Flores with two outs in the sixth. After an intentional walk to Martinez, Flores scored on an infield error.

In the seventh, Martinez struck out the last two batters to complete his masterpiece. De La Salle's only hit was a double in the sixth by Hunter Mercado-Hood. He was stranded at third.

The Colts (24-4) won their first title since 2001.

Campolindo 5, Clayton Valley 3: In Division II, visiting Campolindo-Moraga (19-8-1) won its second straight title as Trent Shelton got the victory with relief help from Matt Bruzzone and James Marvel. ... Austin Rei's two-run single in the fourth made it 4-1. ... Clayton Valley-Concord closed to 4-3 on a RBI doubles from Josh Ballard and Lucas Arteaga, before a bases-loaded walk to Josh Cushing gave Campolindo back its cushion. ... Marvel worked a scoreless seventh to earn the save. ... Clayton Valley finished 22-4-2.

Marin Catholic 10, McKinleyville 1: In Division IV, Santa Clara-bound pitcher Robb Woodcock gave up two hits and a run, and struck out seven in six innings to lift host Marin Catholic-Kentfield (23-4) to its fifth NCS title — and first since 2004. ... UCLA-bound Tyler Scott had a home run, a double, a single and scored three runs. ... Gunnar Sandberg, less than 15 months after a near-fatal head injury from a batted ball, hit cleanup and drove in two runs. ... The lone run for McKinleyville (18-9) was a home run by Justin Frazier.

Harold Abend contributed to this report.

Mitch Stephens is a national columnist for MaxPreps.com. E-mail him at mstephens@maxpreps.com.

Crabtree makes his way to San Jose

49ers from page B1

can try things without embarrassing himself.

"That's just the way I've been my whole life," he said. "But when we have team functions, I'm a team player."

Crabtree said he has had a few college players work out with him.

Nevertheless, wouldn't it be better to establish a chemistry with Smith, particularly because Crabtree held out into October as a rookie in 2009 and missed most of training camp last year with a strained neck?

To answer that question, Crabtree said he wasn't sure Smith would be the starting quarterback. Coach Jim Harbaugh said after April's NFL draft that he expected Smith to sign and win the job over Kaepernick.

"Whoever the quarterback is, I'm going to do whatever he needs," Crabtree said.

Last week, when asked why Crabtree was absent from previous 49ers work-

outs, Smith told the Sacramento Bee and Bay Area News Group, "Great question. Asking the wrong guy, honestly."

The comment was interpreted by some as a slam on Crabtree, even though Smith said Thursday he didn't mean to criticize Crabtree.

Crabtree chafed at the suggestion that because he wasn't working out with his teammates, he wasn't working hard.

"I'm one of the hardest workers on the team," Crabtree said. "You can write that down. I work hard, that's just what I do."

Briefly: Smith kicked out reporters before workouts began and said he would not take questions until the four-day minicamp concludes Thursday. ... Before practicing, Smith assembled the offense in a meeting room and went over plays on a video board. ... The only key offensive player missing was running back Frank Gore, who is still rehabbing the hip he broke late last season.

MLB DRAFT *Giants*

S.F.'s top pick is a shortstop

By John Shea

CHRONICLE STAFF WRITER

That 24-year-old Brandon Crawford recently emerged as the Giants' shortstop didn't prevent the team from drafting a 20-year-old who plays the same position.

Joe Panik, selected 29th overall in Monday's MLB draft, is a contact hitter with gap-to-gap power who batted .398 with a .509 on-base percentage, 10 home runs and 57 RBIs in 58 games at St. John's, the school that produced former Giants infielder Rich Aurilia.

"You still have to accumulate talent," scouting chief John Barr said of drafting a shortstop despite Crawford's presence. "You accumulate talent in the minor leagues and give your general manager, Brian Sabean, the flexibility to bring somebody up or use them as trades to fill spots. It's not so much what we need today."

Panik sees himself as an "offensive-minded shortstop; a tough, hard-nosed player; not a flashy player."

"I play the game hard, play the game right," he said.

Panik, who's 6-foot-1, had shoulder surgery after his freshman year and said he has no lingering effects. Barr noted that Panik, who swings left-handed, had

Noteworthy selections

► UCLA right-hander Gerrit Cole was the top overall selection by the Pirates though he was overshadowed during the season by teammate Trevor Bauer, who went two picks later to Arizona.

► Local picks: Stanford pitcher Chris Reed by the Dodgers (16th); Bishop O'Dowd-Oakland pitcher Joe Ross by the Padres (25th); Alhambra-Martinez pitcher Robert Stephenson by the Reds (27th); St. Francis infielder Tyler Goeddel by the Rays (41st); Oakland Tech outfielder James Harris Jr. by the Rays (60th).

Note: For a complete list of first-round picks, see Scoreboard on B6

more walks (44) than strikeouts (24) and could be a No. 2 hitter and capable of playing second as well as short.

Asked about Aurilia, Panik said, "Hope some day I'll get up to San Francisco and leave my mark as he did."

The Giants used the 49th pick on 6-4 pitcher Kyle Crick of Sherman High School in Texas. Crick, who was 7-2 with a 1.11 ERA in 13 starts, has committed to TCU, which will serve as leverage in negotiations.

E-mail John Shea at jshea@sfgate.com.

MLB DRAFT *A's*

Vandy's Gray a 'competitor'

By John Shea

CHRONICLE STAFF WRITER

Sonny Gray said Monday in a conference call that he's 6-foot and 200 pounds. Reminded that his college, Vanderbilt, lists him at 5-11, he said, "I'd say 5-11½. ... or 5-11."

The A's don't care that the right-hander they drafted 18th overall isn't 6-foot-4. They claim he's perfectly fine as a sub-6-footer because of the entire package he provides, including a 92-96 mph fastball, hard breaking ball and developing changeup.

One more asset: "An

incredible, incredible competitor," A's scouting director Eric Kubota said.

Gray was 11-3 with a 2.01 ERA in 16 starts for Vanderbilt, striking out 115 and walking 39 in 107⅔ innings.

"We've gotten to know him personally for a number of years, and he's got incredible gumption and fortitude," Kubota said. "He's one of those kids who's not going to back down from anything."

Gray attributes his competitiveness to his father, Jesse, who died in a car crash when his son

was a high school freshman. Jesse coached Sonny from age 4 to 12, and Sonny recalls his teams losing only four times.

"I kind of got used to winning. Once you get used to winning, it's kind of hard to stop," Gray said.

Gray, who sees himself in the Tim Hudson-Roy Oswalt mold, seemed thrilled about reaching two goals desired by his father: going to college and getting to the pros.

Because they lost a pick for their Grant Bal-four signing, Oakland's second pick isn't until today, 105th overall.

"The GateList program not only helped our website gain traffic, but it helped shape our audience."



Radford Castro
LazyTechGuys.com

How can you distinguish yourself among the thousands of tech-related sites on the Web? For Radford Castro, it was GateList that played the most important part in his company's online marketing and SEO campaign.



He says, "In a few months, we have gained a subscriber base into the thousands. We were able to jump thousands of ranks on our Alexa ranking. Ultimately, we're pleased with the kind of readership we have attracted, which would have been more difficult to attain without a program like GateList."

We can do that.
Delivering the results your business needs.
Call 877-225-8829 or visit sfgate.com/adsolutions

HEARST media services | Bay Area

San Francisco Chronicle • SFGate • GateList • SEO • SEM • Social Media Management
Behavioral Targeting • Geographic Targeting • Rich Media • Video

BAY AREA DEALER DIRECTORY

sfgate.com/cars

► BMW
BERKELEY WEATHERFORD BMW 800-974-ABMW
www.weatherfordbmw.com
CONCORD BMW CONCORD
1-888-243-4145 www.bmwconcord.com
SAN MATEO Peter Pan BMW 866-462-7124 PeterPanBMW.com
OVER 100 NEW & PRE-OWNED BMW MODELS AVAILABLE!
► FORD
COLMA/DALY CITY Blue Oval Certified! 650-755-7007
SERRAMONTE FORD
999 SERRAMONTE BLVD. www.serramonteford.com
ALBANY FORD Deal with Managers - FLEET DIRECT
PRICING! 1-800-495-3673 www.albanyford.com
► HYUNDAI
SAN FRANCISCO SAN FRANCISCO HYUNDAI 415-525-8180
The Newest Hyundai Dealership in the Bay Area! 475 S Van Ness

► LEXUS
COLMA/DALY CITY 1-800-SF-LEXUS
LEXUS OF SERRAMONTE www.lexusserramonte.com
WINNER OF ELITE OF LEXUS AWARD FOR THE LAST 9 YEARS
PLEASANTON Lexus of Pleasanton 1-888-350-4425
Where Buying A Car Is Pleasant! lexusofpleasanton.com
SAN RAFAEL LEXUS OF MARIN 800-571-0245
www.lexusofmarin.com It's All About You!
SANTA ROSA FREEMAN LEXUS
1-877-257-2374 www.freemanmotors.com
 On sale at Bay Area Safeway locations

► MAZDA
WALNUT CREEK DIABLO MAZDA
"Discover the Diablo Difference" 925-937-6900
► NISSAN
Petaluma North Bay Nissan 877-763-4213 northbaynissan.com
OVER 265 NEW NISSAN'S IN STOCK!
► PORSCHE
CARLSEN PORSCHE www.carlensporcsche.com
3636 Haven Ave Redwood City Ca. 650-701-9200
► SAAB
OAKLAND DOWNTOWN SAAB 1-800-335-SAAB
510-547-4436 Call For Special Leases

► SUBARU
REDWOOD CITY CARLSEN SUBARU GREAT PRICES!
Huge Selection! Excellent Service! We Buy & Sell Used Subarus!
877-227-0833 www.carlensubaru.com
ALBANY SUBARU Deal with Managers - FLEET DIRECT
PRICING! 1-800-495-3673 www.albanysubaru.com
OAKLAND Downtown Subaru 1-800-GET-SUBARU
800-200-5299 Call For Special Leases.
Walnut Creek Diablo Subaru www.diablo.subaru.com
"Discover the Diablo Difference" 925-937-6900
► TOYOTA
OAKLAND DOWNTOWN TOYOTA OF OAKLAND
www.downtowntoyota.com 800-200-5299
► VOLVO
PALO ALTO CARLSEN VOLVO 800-70-VOLVO
www.carlensvolvoo.com

SPORTS

49ERS

In 'minicamp,' linemen watch their steps

By Tom FitzGerald
CHRONICLE STAFF WRITER

If it's hard for the 49ers to practice their passing game during the NFL lockout, consider the limitations of trying to implement the running game from new head coach Jim Harbaugh's playbook. There's no blocking or tackling in the informal "minicamp" the pad-less players are holding this week at San Jose State. Of course, there are no coaches, either.

"It makes it more difficult, not having any guidance," guard/tackle Adam Snyder said after Wednesday's workout. He added, "It's nice to have the turnout we have. Everybody's out here working real hard and excited about the team and excited about the opportunity we have this season."

Snyder and tackle Joe Staley, as the senior offen-

sive linemen in the workouts, are going through the playbook with such youngsters as second-year men Anthony Davis and Mike Iupati and rookies Mike Person and Daniel Kilgore.

"They've picked it up quickly," Snyder said. "It seems to me they're getting an understanding of it. They've been taking good notes. They must be studying."

He said Harbaugh's system is similar to the one the 49ers used when current Packers head coach Mike McCarthy was Mike Nolan's offensive coordinator in 2005.

In the minicamp, the linemen haven't started working with the running backs yet, and Frank Gore isn't on hand because he's rehabbing last season's broken hip.

To make matters more difficult, center Eric Heitmann is at Stanford rehab-



Paul Chinn / The Chronicle 2009

Adam Snyder said head coach Jim Harbaugh's system is similar to Mike McCarthy's of 2005.

bing the neck injury that shelved him last year. Neither David Baas nor Tony Wragge is taking part; both are unrestricted free agents.

Snyder has had to assume the center's responsibilities even though the position is new to him. He hopes his versatility increases his value.

Listed at 325 pounds, Snyder said he's at 300, the least he has weighed since his sophomore year of college. He said he's in the best shape of his career "by far."

Briefly: Michael Crabtree attended a meeting of the players but did not take

part in the workout, apparently still concerned about the foot soreness he experienced Monday after practicing with new shoes on San Jose State's artificial turf. ... The 49ers sent season-ticket holders a "birthday card" to celebrate the one-year anniversary of the pro-stadium public vote in Santa Clara. Although the financing of the stadium construction is still up in the air, the card features the image of a 49ers hard hat and says, "You are going to need this. Sooner than you think."

E-mail Tom FitzGerald at tfitzgerald@sfgate.com.

CAL BASEBALL

'This group truly loves each other'

By Rusty Simmons
CHRONICLE STAFF WRITER

Cal head coach David Esquer has helped the Bears navigate a volatile season, on and off the field, and advance to this weekend's NCAA super-regional series against Dallas Baptist.

Admittedly lacking the precise words to explain it, Esquer on Wednesday talked about why the team is two wins away from earning a berth in the College World Series as a way to complete a season that started with the threat of the program being discontinued and was saved only by a furious fundraising effort:

Q: What ingredient has propelled the team to this point?

A: Not a lot of real macho guys spend time talking about this, but I think this group truly loves each other. When your back is against the wall, you lay it on the line for your brother. It's something that is so elusive and something you can't manufacture. The adversity we have faced, that created it.

Q: How satisfying has the success been?

A: You know, the game doesn't always reward you for working hard or for going through adversity. It certainly doesn't reward you for simply being a good guy. We've had adversity from all directions, but this team has never al-



David Esquer is in his 12th season as Cal's baseball coach.

lowed for distractions. I just hoped they would persevere long enough to find some rewards from the game, and it's happening for them. It's special to see.

Q: What kind of response have you gotten from the financial donors?

A: It's been unbelievable. It was important to make the postseason, because there was a lot of money being put on the line. But we never felt like just making the postseason was enough. We're trying to represent what the donors want this program to stand for, and they have responded to that. We're the team that has been given an opportunity and is making the most of it.

Q: How can Dallas Baptist interrupt your goal to play in the College World Series?

A: They're a giant killer. They are extremely offensive, and they're like us in that they are an us-against-the-world team. I don't think they fear the Pac-10. I don't think they fear coming out to California to play. And I don't think they fear us one bit.

E-mail Rusty Simmons at rsimmons@sfgate.com.

'Million Dollar' brains to be part of study

By Tom FitzGerald
CHRONICLE STAFF WRITER

Two members of the 49ers' "Million Dollar Backfield" who died within a few months of each other will be part of research into traumatic head injuries.

Joe "The Jet" Perry, 84, died April 25, and John Henry Johnson, 81, died Friday. Their families have agreed to allow the

brains of the two Hall of Fame players to be examined in a Boston University study of head trauma, including the neurodegenerative disease chronic traumatic encephalopathy (CTE).

The NFL is not part of the B.U. study but has asked players and former players to donate their brains to the research.

Perry's widow, Donna, said Wednesday she

suspected that her husband suffered from CTE.

"You're starting to see them paying attention to it and trying to protect" current players, she said. "The guys will always play sports — they're part of our lives — but there should be some sort of protection."

"When Joe was playing, they'd give them smelling salts and put them back in. Now the

equipment is better, and they're looking into ways to protect them. We have to look at what this is doing to our children."

Johnson's daughter, Kathy Moppin, said her father couldn't talk or swallow the last year of his life and had been confined to a wheelchair for the last several years. She said she hopes the research leads to "help with a cure."

BASEBALL NOTES

Key call-up for Pads

STAFF AND NEWS SERVICES

San Diego will call up prized first baseman Anthony Rizzo today, a move that the Padres hope will provide an offensive boost.

A source spoke of the move Wednesday on condition of anonymity because the promotion hasn't been made official.

Rizzo, 21, had not played above Double-A until he started this season with Triple-A Tucson. He hit .365 with 16 homers and 63 RBIs.

Draft, Day 3: Local players selected in Rounds 31-50 include:

Stanford: Catcher Zach Jones (34th, D'backs), left-hander Brett Mooneyham (38th, Nats); right-hander Danny Sandbrink (42nd, Giants).

San Jose State: Outfielder Freeman Jenkins (38th, D'backs).

St. Mary's: Mickey McConnell (31st, Dodgers), selected as a shortstop though he didn't play baseball in college; right-hander Kyle Barraclough (40th, Twins).

Ohlone College:

Outfielder Ryan Tella (34th, Twins); catcher Joel Thys (47th, Marlins).

College of San Mateo: Right-hander Clay Bauer (48th, Rockies).

Chabot: Right-hander Brandon Plotz (47th,

Mariners).

Amador Valley: Right-hander Nicholas Piscotty (32nd, Royals)

San Ramon Valley: Left-hander John Hochstatter (47th, Twins).

Marin Catholic: Outfielder Tyler Scott (41st, Rangers)

Head-Royce, Oakland: Spenser Linney (44th, Padres)

Jewish Community High: Second baseman Ben Sosnick (49th, Giants), brother of Matt Sosnick, agent for Marlins outfielder Scott Cousins.

Sonoma State (on Day 2): First baseman O'Koyea Dickson, from Washington High (12th, Dodgers); shortstop Alex Todd (27th, Astros).

This Sunday only in The Chronicle

Is cap and trade the answer to California's battle against climate change?

San Francisco Chronicle

Read this story in print, e-edition or on the NEW iPad App. Call 1-800-310-2455 or visit www.sfgate.com to subscribe

Worth reading. Worth knowing.

55 Million Men have Erectile Dysfunction Only 10% ever seek help

WHY?

- 90% of men think Viagra & Cialis are the only prescriptions available.
- Those medications only work on healthy men & have bad side effects.
- They take too long to work and many times they fail to work properly.

The Truth!

- There are more effective, safer, faster acting prescriptions available.
- They are compounded medications designed for each individual man.
- They cannot be mass produced like a one pill fits all pharmaceutical.
- They are guaranteed to work effectively within 10 minutes every time.

We GUARANTEE* to solve your ED or PE problem in 1 hour TODAY!

Advanced Male Medical Center has treated over 5,000 Bay Area men so far!

And to prove to the 90% that still have doubts, we are offering \$99 office visits THIS SATURDAY ONLY!

You must bring a copy of this ad.

*You get to try the medication and if it fails to get you an erection, your doctor's visit, consultation, PSA test & Testosterone level test are completely free. Get your self confidence back this Saturday!

Helping You To Achieve Advanced Performance

Advanced Male Medical Center
1700 Montgomery Street Suite 215 San Francisco
Located right off the Embarcadero across from Pier 31

AdvancedMaleMedical.com 415-366-6362
NEW NOW-HCG DIET AVAILABLE at ADVANCED MEDICAL

BAY AREA DEALER DIRECTORY

sfgate.com/cars

▶ BMW

BERKELEY WEATHERFORD BMW 800-974-ABMW
www.weatherfordbmw.com

CONCORD BMW CONCORD
1-888-243-4145 www.bmwconcord.com

SAN MATEO Peter Pan BMW 866-462-7124 PeterPanBMW.com
OVER 100 NEW & PRE-OWNED BMW MODELS AVAILABLE!

▶ FORD

COLMA/DALY CITY Blue Oval Certified! 650-755-7007
SERRAMONTE FORD
999 SERRAMONTE BLVD. www.serramonteford.com

ALBANY FORD Deal with Managers - FLEET DIRECT PRICING!
1-800-495-3673 www.albanyford.com

▶ HYUNDAI

SAN FRANCISCO SAN FRANCISCO HYUNDAI 415-525-8180
The Newest Hyundai Dealership in the Bay Area! 475 S Van Ness

▶ LEXUS

COLMA/DALY CITY 1-800-SF-LEXUS
LEXUS OF SERRAMONTE www.lexusserramonte.com
WINNER OF ELITE OF LEXUS AWARD FOR THE LAST 9 YEARS

PLEASANTON Lexus of Pleasanton 1-888-350-4425
Where Buying A Car Is Pleasant! lexusofpleasanton.com

SAN RAFAEL LEXUS OF MARIN 800-571-0245
www.lexusofmarin.com It's All About You!

SANTA ROSA FREEMAN LEXUS
1-877-257-2374 www.freemanmotors.com

▶ MAZDA

WALNUT CREEK DIABLO MAZDA
"Discover the Diablo Difference" 925-937-6900

▶ NISSAN

Petaluma North Bay Nissan 877-763-4213 northbaynissan.com
OVER 265 NEW NISSAN'S IN STOCK!

▶ PORSCHE

CARLSEN PORSCHE www.carlсенporsche.com
3636 Haven Ave Redwood City Ca. 650-701-9200

▶ SAAB

OAKLAND DOWNTOWN SAAB 1-800-335-SAAB
510-547-4436 Call For Special Leases

▶ SUBARU

REDWOOD CITY CARLSEN SUBARU GREAT PRICES!
Huge Selection! Excellent Service! We Buy & Sell Used Subarus!
877-227-0833 www.carlсенsubaru.com

ALBANY SUBARU Deal with Managers - FLEET DIRECT PRICING!
1-800-495-3673 www.albanysubaru.com

▶ SUBARU

OAKLAND Downtown Subaru 1-800-GET-SUBARU
800-200-5299 Call For Special Leases.

Walnut Creek Diablo Subaru www.diablo.subaru.com
"Discover the Diablo Difference" 925-937-6900

▶ TOYOTA

OAKLAND DOWNTOWN TOYOTA OF OAKLAND
www.downtowntoyota.com 800-200-5299

▶ VOLVO

PALO ALTO CARLSEN VOLVO 800-70-VOLVO
www.carlсенvolvo.com

On sale at Bay Area Lucky Locations

NAMES & FACES



Cam Newton

It was a whirlwind 24 hours, and if the top pick of the NFL draft was tired, he didn't show it Thursday at a workout organized by the Carolina Panthers players.



Allen Iverson

The man known as "The Answer" is looking for one in the NBA after an injury-filled stint in Turkey. At age 36, he wants to keep his passport at home and fit in with the right team in his quest for a title.

Associated Press

STANFORD ATHLETICS

Cardinal win Directors' Cup

By Tom FitzGerald CHRONICLE STAFF WRITER

Buoyed by its national title in women's water polo and its runner-up finish in women's tennis, Stanford has locked up the Learfield Sports Directors' Cup for overall excellence in athletics for the 17th straight year.

Meanwhile, in the running for the new Capital One Cup, which gives separate awards to men and women, Stanford leads in women's sports and is fourth in men's.

Stanford has an insurmountable lead over second-place Ohio State and third-place North Carolina in the Directors' Cup race. Stanford has 1,387.50 points to 1,122.30 for Ohio State and 1,070.25 for North Carolina.

The award went to North Carolina in its first year, 1993-94; Stanford has won it every year since. The Cup is a joint effort by the National Association of Collegiate Directors of Athletics and USA Today.

Stanford's second-place finish in NCAA women's rowing had not been included as of Wednesday afternoon. That would give the Cardinal an additional 90 points. Only the top 20 — 10 for the men, 10 for the women — of Stanford's 35 teams count toward the trophy.

Stanford's dominance in the Directors' Cup, which used to be known as the Sears Cup, led to the creation of the Capital One Cup by the NCAA last fall.

Some athletic directors wanted to give more weight to football and basketball and less to the so-called country-club sports, which Stanford traditionally dominates. The Cardinal's fourth-place finish in the football

Bowl Championship Subdivision, however, has helped keep the school in contention for the men's Capital One Cup as well.

In those calculations, points are earned for top-10 finishes. Twenty points are awarded for first place, 12 for second, 10 for third, down to one point for 10th. Unlike the Directors' Cup, which gives all sports equal weight, the Capital One Cup gives triple points for football, baseball, men's and women's basketball, softball and women's volleyball. It gives double points for lacrosse, outdoor track and field, and swimming and diving.

Another difference is that, while the Capital One Cup is just for Division I, the Directors' Cup also awards trophies in Divisions II and III and the small-school National Association of Intercollegiate Athletics (NAIA).

In the Capital One Cup women's standings, Stanford has a comfortable lead with 112 points to Cal's 88, followed by Notre Dame, 76; Texas A&M, 72, and USC, 62.

Among the men's teams, Auburn leads with 70 points, followed by Connecticut and Eastern Washington, each with 60; Stanford, 59; Virginia, 58, and Cal, 52. Eastern Washington's high standing was built largely on its championship in the Football Championship Subdivision, formerly Division I-AA.

Besides the trophy, each winning program in the Capital One Cup receives \$200,000 to fund student-athlete graduate-level scholarships. The winners will be announced July 13 at the annual ESPY awards show.

E-mail Tom FitzGerald at tfitzgerald@sfgate.com.

CAL BASEBALL

Bears know about comebacks

By Tom FitzGerald CHRONICLE STAFF WRITER

The Cal Bears are two wins from the College World Series, and may be the key to getting to Omaha will be to let Dallas Baptist, their opponent in this weekend's super regional, take the lead.


As Cal's dramatic escape in the Houston Regional showed, when the Bears trail, they have the other teams right where they want them.

Only a few months after Cal's program looked doomed, the Bears (35-21) and the unheralded Patriots (42-18) play in a best-of-three series beginning at 5 p.m. Saturday at Santa Clara's Schott Stadium.

At the regional, Cal came back from four and two runs down to win elimination games, and that was before the climactic game against Baylor, which led 7-1 in the sixth inning and 8-5 going into the bottom of the ninth.

Then Cal staged a rally for the history books, capped by sophomore first baseman Devon Rodriguez's game-winning two-run single.

An inning earlier, he had hit a two-run homer to cut into Baylor's



Dave Einsel / Associated Press

Cal players got to relish winning the Houston Regional after scoring four runs in the ninth.

lead. This time, on a 1-2 slider, he laced a pitch into right field off Baylor's Logan Verrett to score Austin Booker and Tony Renda with what coach David Esquer called "a hit of a lifetime."

The gleeful Bears mobbed Rodriguez. "It was surreal," he said. "I can't find the words to describe it."

Cal senior Danny Freisinger found the words but lost his voice in the process as the play-by-play man for the campus radio station, KALX (90.7 FM). His call — reminiscent of Joe Starkey's famous call of

"The Play," when Cal stunned Stanford in the 1982 Big Game — quickly became a hit on the Internet:

"Bears trailing by one. Game 7, win or go home. Verrett comes set, looks to third. The pitch. A base hit into right field! Coming in to score is Booker. Renda slips ... He's safe! And California wins it 9-8! I cannot believe that! I apologize, folks. I'm sure you didn't hear any of that. Devon Rodriguez! ... And California advances! Unbelievable! They score four times in the ninth inning, trailing 8-5! What a season for California!" The super regional

NCAA super regionals

Who: Dallas Baptist (42-18) vs. Cal (35-21)
When: 5 p.m. Saturday, 7 p.m. Sunday and, if necessary, 1 or 4 p.m. Monday
Where: Schott Stadium, Santa Clara
TV/Radio: ESPNU Saturday and Sunday, ESPN2 Monday/ESPNU/90.7

Who: Stanford (35-20) vs. North Carolina (48-14)
When: noon Friday and Saturday, 1 p.m. Sunday (if necessary)
Where: Chapel Hill, N.C.
TV/Radio: ESPN2 Friday, ESPN Saturday and Sunday/90.1

will take place at Santa Clara because Cal's Evans Diamond doesn't have lights, and ESPN wanted to fill night-time slots on ESPNU.

"It's not a disappointment," Rodriguez said. "We're just glad we're able to play in front of our home fans, rather than going to Texas again. It would have been nice to have it on our home field, but it's awesome that we'll have it in Northern California."

E-mail Tom FitzGerald at tfitzgerald@sfgate.com.

STANFORD BASEBALL

Tough hurdle in No. 3 North Carolina

By Tom FitzGerald CHRONICLE STAFF WRITER

Over the past month, the Cardinal are a red-hot 14-4. During that stretch, Stanford is hitting .317 as a team with a 2.78 ERA.

"We're getting hot at the right time," sophomore third baseman Stephen Piscotty said. "We're putting a lot of pressure on the defense."

The Pleasanton native leads the Pac-10 with a .370 batting average as the Cardinal (35-20) head into

today's noon super regional opener at North Carolina (48-14). It's Stanford's eighth super regional since the format began in 1999; in all but one of those series it advanced to the College World Series.

It won't be easy to do it again. The Tar Heels are the No. 3 national seed. UNC has made it to Omaha four times in the past five years.

The Cardinal are hoping to punch a ticket to their 17th CWS. Stanford won its only national

titles in 1987 and '88. It finished fifth in the Pac-10 this year but is one of four conference teams still alive. The others are Cal, Arizona State and Oregon State.

"We dug a hole for ourselves early in the season when we lost a series at (USC) and got swept (at home) by Oregon State," Piscotty said. "But we finished strong against Cal."

Then they rolled through the Fullerton Regional, outscoring opponents 25-5 and lifting their season batting average to .302.

CALENDAR

Table with columns for TODAY, BASEBALL, BOXING, GOLF, HORSE RACING, NBA, NCAA BASEBALL SUPER REGIONALS, and SOCCER.

Table for SATURDAY with columns for BASEBALL, GOLF, and SOCCER.

Table with columns for HORSE RACING, MOTOR SPORTS, NCAA BASEBALL SUPER REGIONALS, SOCCER, TRACK & FIELD, and SUNDAY.

Table with columns for GOLF, HORSE RACING, MOTOR SPORTS, NBA FINALS, NCAA BASEBALL SUPER REGIONALS, and SOCCER.

Tonight's Lineup Hosted by Greg Papa. Head of state: Warriors head coach Mark Jackson LIVE in studio. Comedy corner: comedian Dave Foley. The starting line: 101st annual Dipsea Run preview.

Giants Radio: 680 TV: CSNBA, unless noted. Schedule table for Giants.

A's Radio: 95.7 TV: CSNCA, unless noted. Schedule table for A's.

San Francisco Chronicle LIVE. Tune in M-F at 5 & 11 p.m. Comcast SportsNet. CSNBayArea.com

COLLEGES

CAL 7, DALLAS BAPTIST 0

Bears just a win away from World Series

By **Rusty Simmons**
CHRONICLE STAFF WRITER

Just before its best-of-three NCAA Super Regional series, Cal baseball coach David Esquer said his squad had accepted that it might be the tournament's team of destiny.

Now, the Bears are a win away from including a trip to the College World Series in that destiny.

Justin Jones had a masterful performance backed by two three-run homers as Cal drubbed Dallas Baptist 7-0 on Saturday evening in front of a Game 1 sellout crowd of about 1,500 at Stephen Schott Stadium in Santa Clara.

Cal (36-21) will be the home team for tonight's Game 2, and Esquer said he's leaning toward starting Erik Johnson. If a third game is necessary, Dallas Baptist (42-19) will get its second chance as the home team at 1 or 4 p.m. Monday.

The Bears have endured a volatile season, learning in September of the school administration's intention to eliminate the team after this season. Only a furious fundraising effort salvaged the program.

The Bears, who had a series of symbolic comeback wins at the Houston Regional and are looking for their first trip to Omaha since 1992, abandoned their dramatic ways and got ahead early against Dallas Baptist. First baseman Devon Rodriguez and third baseman Mitch Delfino hit back-to-back singles in front of Chad Bunting. The right fielder scorched a changeup over the 340-foot



Cal's Chad Bunting (right) celebrates his second-inning, three-run homer with Mitch Delfino.

left-field fence to put Cal up 3-0 in the second inning. "The key to our team is staying loose, and that home run let us take a deep breath," Esquer said.

The Bears made it 4-0 in the sixth inning, when shortstop Marcus Semien whistled a one-out triple into the right-field corner and scored on Rodriguez's sacrifice fly to

center. Cal put it away in the eighth when Semien popped a curveball over the left-center-field fence for a three-run shot. Jones, a sophomore left-




Justin Jones was masterful through six innings.

hander, threw six scoreless innings, allowing one hit and one walk and striking out two. He seemed untouchable until feeling some pain in his throwing biceps during his pre-seventh-inning warm-up tosses and being forced from the game.

His exit came just as suddenly as he found his groove in the game's early moments. After allowing a two-out, first-inning single and awkwardly tripping on a balk a few pitches later, Jones settled in to retire 15 straight batters.

Jones threw 75 pitches, pounding the zone with 50 strikes and changing speeds, in his first win as a starter since May 7 at Oregon State. He didn't get a start in the Houston Regional but picked up a win in relief and a save. "Once I knew I had all of my pitches, I knew they weren't going to hit me," Jones said.

E-mail Rusty Simmons at rsimmons@sfgchronicle.com.



Stanford assistant coach Rusty Filter (50) relieves pitcher Brian Busick in the seventh inning of the Cardinal's loss.

ROUNDUP

Stanford baseball team out

STAFF AND NEWS SERVICES

Stanford's rally from a 6-1 deficit came up short Saturday, and the Cardinal were eliminated from the NCAA baseball tournament with a 7-5 loss to host North Carolina in a super regional series.

The Tar Heels (50-14) took the best-of-three series in two straight to advance to the College World Series.

Austin Wilson's three-run double in the eighth cut Stanford's deficit to 6-5, before the game was delayed by rain for

3½ hours in the ninth.

Michael Morin got Stephen Piscotty to ground out to end the game more than seven hours after the first pitch. Stanford finished 35-22.

Other super regionals: Host Vanderbilt advanced with a 9-3 win over Oregon State. ... Host Texas evened its series with Arizona State with a 5-1 victory. ... Nick Vickerson's two-run walkoff homer gave Mississippi State a 4-3 victory, tying the series at host Florida. ... Host Virginia topped UC Irvine 6-0

in a series opener. ... Texas A&M opened with a 6-2 win at Florida State. ... Host South Carolina defeated Connecticut 5-1 in Game 1 of their series.

Track and field: Stanford's Chris Derrick finished fourth in the men's 5,000 meters at the NCAA outdoor championships in Des Moines, Iowa, in which the Cardinal men placed sixth overall. Cal tied for 25th. Stanford's women finished tied for eighth and Cal 65th. Texas A&M won both the men's and women's titles.

SOCCER

ROUNDUP

Lenhart nets 3 for Earthquakes

ASSOCIATED PRESS

Steven Lenhart had his first three-goal game in Major League Soccer — plus an assist — to lead the Earthquakes to a 4-2 victory over host D.C. United on Saturday.

After Andy Najar gave United (4-5-4) the lead in the 13th minute, Lenhart scored twice in a 7-minute span. United tied it in the 34th minute on Blake Bretschneider's first career goal, but couldn't extend their five-game unbeaten streak. Lenhart assisted on a goal by Simon Dawkins that gave the Quakes (5-4-4) a 3-2 lead in the 49th minute. Lenhart chipped the ball into the box, and Dawkins darted up the middle to score to help the Earthquakes win for the fourth time in five matches.

Lenhart completed the hat trick with a header in the 60th minute.

The Earthquakes, who haven't lost in their past six games, have scored six goals in their past two despite missing scoring leader Chris Wondolowski, who's playing for the U.S. team



Chuck Myers / MCT

in the Gold Cup tournament.

U.S. beaten: Luis Tejada scored in the 19th minute and Gabriel Gomez converted a penalty kick later in the first half, helping Panama stun the United States 2-1 in Tampa, Fla., to clinch a spot in the quarterfinals of the Gold Cup.

The victory was the first for the Panamanians in nine meetings with the Americans, who had never lost a match in the group stage of any Gold Cup, the tournament that determines the champion for North and Central America and the Caribbean.

Despite the loss, the

U.S. team can clinch a spot in the quarterfinals by beating Guadeloupe in its final Group C stage match Tuesday night in Kansas City, Mo.

The Americans had a couple of opportunities to pull even with Panama, but Wondolowski missed an open net in the 80th minute and Jaime Penedo made two of his six saves in injury time to help Panama hang on.

Earlier in Tampa, Canada defeated Guadeloupe 1-0.

Other MLS: After the host Seattle Sounders went ahead on goals in the 81st and 84th minutes, Vancouver's Eric

Hassli scored on a half-volley from outside the penalty area to give the Whitecaps a 2-2 tie. ... Alan Gordon scored his second goal of the game in stoppage time to give Toronto FC a 2-2 draw with the host Los Angeles Galaxy. ... Drew Moor scored in extra time to give Colorado a 1-0 victory over the host Portland Timbers, snapping the Rapids' MLS-record streak of six consecutive draws. ... Fabian Espindola scored in the 53rd minute to help Real Salt Lake tie host Philadelphia 1-1. ... The host Houston Dynamo took advantage of Chivas USA's own goal in a 2-1 victory.

MEN! It's Time to Rise Up before the 4th of July!

**No more Premature Ejaculation
No more Erectile Dysfunction
Increase your Self Confidence
Restore your Sex Life**



**\$699 VALUE
NOW
JUST \$199**

**WOW!
That's Advanced
Performance!**

**Includes Office Visit
and all Lab Tests**

**Doctors at Advanced Male Medical Center
are making this possible thru June with
one of the lowest prices ever offered.
Save Hundreds of Dollars this month.
Offer only valid until July 4th.**

**Men if you have a problem with ED, PE or
low Testosterone - this is an offer you
cannot pass up. We guarantee our
doctors can successfully treat any man.
And it all happens in just one visit.
(Appointments available Mon - Sat for this special)**

**Advanced Male Medical Center
1700 Montgomery Street Suite 215 San Francisco
Located right off the Embarcadero across from Pier 31
AdvancedMaleMedical.com 415-366-6362
NEW NOW-HCG DIET AVAILABLE at ADVANCED MEDICAL**



Stories with this logo in today's Sporting Green can be found only in The Chronicle's print edition, e-edition and new iPad app. Buy e-editions at www.sfgate.com/ZKFB. Download the app at www.sfgate.com/ipad.

From oblivion to Omaha

By **Rusty Simmons**
CHRONICLE STAFF WRITER

Things aren't supposed to come this easily for Cal baseball.

Not this season. The Bears pounded out 13 hits in a 6-2 victory Sunday night at Santa Clara's Stephen Schott Stadium to close out their NCAA super regional, during which they generally outclassed Dallas Baptist in both games of the best-of-three series.

The Bears (37-21) advance to the College World Series, where they'll open against the

CAL 6, DALLAS BAPTIST 2

winner of today's game between UC Irvine and No. 1 overall seed Virginia.

After recording the final out, closer Matt Flemer flung his glove toward the baseline, slid to his knees and was mobbed by teammates beside the mound. A score of fans trickled onto the field to join the celebration as the Cal players exchanged hugs reminiscent of the ones at a family reunion.

Cal continues on B7



John Storey / Special to The Chronicle

Cal players celebrate after earning the program's first trip to the College World Series since 1992.

GIANTS 4, REDS 2 Still up, despite all the downers

By **Henry Schulman**
CHRONICLE STAFF WRITER

No day yet has capsulized the Giants' 2011 season better than Sunday.

In the training room, Freddy Sanchez wore a sling on his right arm as he and team doctors assessed his recovery options from a separated shoulder, which, for now, will not include surgery. On the field, the Giants broke a 2-2 tie in the seventh inning, scoring twice to beat the Cincinnati Reds 4-2.

Joy and sorrow both live in this clubhouse. The Giants lose Buster Posey for the season after that ferocious collision, then embark on a winning trip to Milwaukee and St. Louis.

Sanchez, their most consistent hitter, takes a blow that still could mean the end of his season. The next day, their Cy *Giants continues on B5*

BRUCE JENKINS

SF NBA



Nowitzki rises as the stars go down

It was a rout, a thrashing, a total beatdown. The Miami Heat couldn't have been more embarrassed if they'd lost to Harvard. But that wasn't an NBA championship lost in Game 6 at Miami on Sunday night. It was won, with great clarity, by a Dallas Mavericks team that spent nearly two months proving it was the best team in basketball.

Dirk Nowitzki penned a page-turning novel throughout the playoffs, nearly all the chapters rich in glory, and just when it seemed the pressure had grabbed him by the throat — shooting 1-for-12 in the first half — he hit the three big shots that lent an air of finality to the Mavericks' 105-95 win.

It was Nowitzki's first title, the Mavericks' first, everyone's first. Mark Cuban, so remarkably silent through it all, was richly rewarded for years of unbridled passion. Jason Kidd held the ball at the finish, and that was so fitting, for Kidd showed more poise under pressure than Le-

Jenkins continues on B7



Ronald Martinez / Getty Images

NBA FINALS, GAME 6 Mavericks 105, Heat 95

The Mavs' Dirk Nowitzki hit three big shots in the fourth quarter after a 1-for-12 first half.

SCOTT OSTLER

SF



Torture 2.0 — hey, why not?

What team in baseball is this season's San Francisco Giants?

That question was posed to ESPN baseball man Tim Kurkjian on Sunday morning. As in: What team will be the out-of-nowhere overachiever? Kurkjian's answer was the Milwaukee Brewers.

Not a bad pick. The Brewers finished off a sweep of the Cardinals on Sunday to take first place in the NL Central.

But there might be a better choice for that honor. It could be that this season's San Francisco Giants are ... the San *Ostler continues on B3*

► **A's lose to White Sox:** Disputed call at first ends game. **B5**

U.S. OPEN

'Storybook' finish in '64 stands as defining moment for Venturi

By **Ron Kroichick**
CHRONICLE STAFF WRITER

Ken Venturi could not have crafted a more fitting legacy.

He was an accomplished amateur golfer growing up in San Francisco, but his path included more than a few speed bumps. He overcame a severe stutter, weath-

ered two crushing Masters losses, sustained lingering injuries in a September 1961 car accident and disappeared into a long, maddening, career-threatening slump.

So playing 36 holes in scorching heat and humidity — amid the tension of trying to win the U.S. Open — somehow seems appropriate.

The Open returns to Congressional Country Club in Bethesda, Md., this week for the second time since Venturi sweated his way into golf lore. There, on the broiling Blue Course on June 20, 1964, he became an enduring symbol of perseverance in winning the Open under brutal conditions.

Venturi continues on B2

Ken Venturi, competing in the 1956 U.S. Amateur, was a struggling pro with a solid past before winning the U.S. Open.



Chronicle file 1/1956

112th U.S. Open Championship



June 11-17, 2012

The Olympic Club • San Francisco

TICKETS ON SALE NOW



USGA

www.USOPEN.com

SPORTS

Mavs' Nowitzki rises as the stars go down

Jenkins from page B1

Bron James or even Dwyane Wade in this game, the one that earned Kidd a championship ring after 17 years in the league.

No matter what category you chose from the pregame breakdowns, Miami came out on top. And yet, Jason Terry, a man who truly came of age during Dallas' four-game sweep of the Lakers, stormed off the bench for 19 first-half points and finished with 27. The Mavericks' J.J. Barea, a barely recognizable name at the start of the season, hurled his 5-foot-9 frame at the basket, time after time, and showed the Heat the dire necessity of having a legitimate point guard.

James, who had to show up, lest his reputation take a relentless pounding, really didn't. He came out of the blocks quickly to stop the noise, hitting his first four shots, and then he fell quiet. No dunks, no crowd-pleasing drives, six turnovers, and the undeniable look of someone playing "tight." When he pulled up for an easy bank shot just outside the lane and missed it by 2 feet, at a crucial time of the fourth quarter, you knew LeBron wasn't going to be anywhere near the trophy ceremony.

Chris Bosh was in tears when the game ended, nearly collapsing in the tunnel out of pure despair, but he was hardly a disgrace: 19 points, 7-for-9 shooting, eight rebounds. The man bearing the brunt of this defeat had to be Wade, who realized he'd have to do it himself — and couldn't pull off the impossible.

With 8:45 left in the game, ABC analyst (and new Warriors coach) Mark Jackson glanced at Wade and said, "He's got that look, like he's ready to take over the game."

Sadly, the overbearing weight of a colossal disadvantage — an offense with no idea how to set up high-percentage shots under pressure — caught up with Wade. He dribbled a ball off his foot with nobody around him. He committed five turnovers. He shot 6-for-16 from the field and was part of a collective choke job that saw Miami miss 13 free-throw tries.

Wade was thoroughly outclassed by Nowitzki, who didn't stick around for the formalities. Clearly illustrating that he has no respect for James or Wade, who mocked his very legitimate illness before Game 5, the big man walked off the court immediately upon the final buzzer, his work conclusively done. Later on, everybody. All you critics can take a hike.



Robert Duyos / Fort Lauderdale Sun Sentinel / MCT

LeBron James hugs Heat teammate Dwyane Wade after a loss in Game 6.

"Hammered (by the press) for 13 years," as Nowitzki told reporters after Friday's practice, he showed beyond a doubt that he belongs with the all-time greats and is a powerful, unstoppable presence when it matters.

If there was a glitch in Dallas' superb brand of theater, it came from DeShawn Stevenson, who wasn't content to have hit three huge three-pointers in the first half, when the Mavericks gained full belief in their cause. Shortly before half-time, Stevenson shoved Udonis Haslem, then Mario Chalmers when the latter rushed into a burgeoning scuffle, and all three of them drew technicals.

Stevenson didn't score again, but Miami drew little inspiration from his cockeyed behavior. And we all can be glad this series isn't going to a Game 7, because the clueless nerds at Petticoat Junction — Commissioner David Stern and his inept sheriff of a sidekick, Stu Jackson — easily could have wrecked the spectacle with suspensions.

Mark Jackson, never short on strong opinions, had another one as it became apparent that the game was slipping away from Miami: "The basketball lives, or legacies, of LeBron James, Dwyane Wade and Chris Bosh will never be the same if Dallas seals the deal."

He's certainly right about the oncoming summer. The Heat didn't merely lose this series, they gave no indication of simply taking it before a frenzied home crowd. It will be many months before the Big Three rediscovers their collective swagger. But there are many years to come, adjustments to make, playmakers and centers to acquire. For now, raise a stirring toast to the Dallas Mavericks, the one team in the playoffs that had it all.

E-mail Bruce Jenkins at bjenkins@sfgchronicle.com.



Lynne Sladky / Associated Press

Jason Terry gets inside the defense of Udonis Haslem for a second-half shot.

NBA FINALS, GAME 6 *Mavericks 105, Heat 95*

Dallas sticks its dagger into Miami's swagger

By Howard Beck
NEW YORK TIMES

MIAMI — The thumping, bumping, smoke-filled revelry that began 49 weeks ago, sweeping up South Beach in championship fever and transforming the Miami Heat into the most polarizing force in sports, ended in stunned silence Sunday night in the place where it all began.

The dancing and preening ceased. The audacity was gone.

The Dallas Mavericks, a team with fewer stars, less hype and more humility, stole Miami's swagger, then appropriated its arena for a championship party of their own. Showcasing their depth and their steadiness, the Mavericks claimed a 105-95 victory, beating the Heat for the third straight game and clinching the title in six games.

The Mavericks won their first title in franchise history, a reward to Mark Cuban, who has been among the most passionate and outspoken owners in the league. Dirk Nowitzki struggled all night but led his team with 21 points, 10 in the fourth quarter, proving himself to be the most clutch performer in the series.

"I really still can't believe it," said Nowitzki, the series MVP. "I couldn't get into a rhythm for some reason, but my teammates carried me all night long."

Jason Terry was the high scorer for the Mavs, scoring 27 points, 19 in the first half.

LeBron James had 21 points in the finale, but it was not enough to save the Heat, or save the damage to his reputa-

NBA Finals

MAVERICKS VS. HEAT

Mavericks win series 4-2

Game 1: Miami 92, Dallas 84

Game 2: Dallas 95, Miami 93

Game 3: Miami 88, Dallas 86

Game 4: Dallas 86, Miami 83

Game 5: Dallas 112, Miami 103

Game 6: Dallas 105, Miami 95

tion after a strangely lackluster Finals.

Through five games and five fourth quarters, James had lost his way, imperiling the Heat's title run. For the sixth straight game, James drifted in and out of the action, acting like anything but a superstar. After an 11-point first half, James did not attempt another shot until the 1:49 mark of the third quarter. Dallas ended the period with a nine-point lead.

After two attempts in a championship series, one with Cleveland and one with Miami, James is stuck at zero. He is 2-8 in Finals games.

"It was a failure in '07 when we lost to the Spurs when I was in Cleveland," James said. "It's a failure now."

Nowitzki and Jason Kidd, whose Hall of Fame resumes were missing only a championship, removed themselves from a dubious list: the most postseason games played without a title. Kidd had appeared in 141 playoff games before Sunday, Nowitzki 123. Nowitzki's close friend Steve Nash is now the active leader, with 101.

Bears go from oblivion to Omaha

Cal from page B1

"I don't know what to say," coach David Esquer said. "I'm looking at the boxscore here, just I so I can believe it's real."

The Bears are making their first College World Series trip since 1992, but the merriment symbolized so much more. In many ways, the goose-bumps moment was a chance to celebrate the salvation of their program.

A little more than two months ago, it looked like the Bears might not field a team next season. Now, not only will they field a team, it will be a team coming off a trip to Omaha.

The school's administration announced its intent to eliminate five teams, including baseball, in September. The school announced April 8 that a furious fund-raising effort had rescued the program.

"They'll never forget this for the rest of their lives," Esquer said. "They're having an experience that is going to affect the rest of their lives."

The team adopted its role as

CWS history

Cal will be making its sixth trip to the College World Series. The Bears won the inaugural CWS in Kalamazoo, Mich., in 1947, beating a Yale team that had future President George H.W. Bush. Here's how Cal fared in its five CWS appearances:

1947 Champion

1957 Champion

1980 Third place

1988 Tied for seventh

1992 Tied for seventh

Note: Cal's last win in Omaha, Neb., came June 4, 1980, a 4-3 decision over Miami.

the NCAA postseason's team of destiny, making a run through the Houston Regional and beating up Dallas Baptist in front of its largest and rowdiest crowds of the season.

"This is for everyone who has ever been a part of the California Golden Bears' baseball team," catcher Chadd Krist said.

Krist gave Cal a 2-0 lead in the first inning when he turned around a 2-2 curveball



John Storey / Special to The Chronicle

Austin Booker (No. 1) and Chadd Krist tap helmets after scoring on Krist's first-inning homer.

and sent a no-doubter over the left-field fence. The Bears took a 3-1 lead on a run-scoring double by left fielder Austin Booker in the second.

In the fourth, Cal went ahead 5-2 on RBI hits by second baseman Derek Campbell and designated hitter Tony Renda. Krist chopped one up the middle in the sixth inning to score Booker to make it 6-2.

Right-hander Erik Johnson, who was drafted in the second

Cal 6, Dallas Baptist 2

At Santa Clara	
Dallas Baptist (42-20)	011 000 000 - 2 4 1
Cal (37-21)	210 201 00X - 6 13 1
Dallas Baptist — Stafford, Smith (4), Haney (6) and McAlpine; Cal — Johnson, Miller (7), Porter (8), Flemer (9) and Krist. Win — Johnson (7-4). Loss — Stafford (8-5). HR — Cal, Krist (2).	

round by the White Sox, struggled with his command — but Dallas Baptist, which averaged more than 8½ runs per game during the regular season, did him some favors,

swinging early in the count and chasing some pitches out of the zone.

Kevin Miller, Kyle Porter and Flemer each threw a scoreless inning in relief of Johnson, striking out three batters and not allowing a runner past first base.

For the first time all season, things looked almost easy.

E-mail Rusty Simmons at rsimmons@sfgchronicle.com.

BAY AREA DEALER DIRECTORY

sfgate.com/cars

▶ BMW
BERKELEY WEATHERFORD BMW 800-974-ABMW
www.weatherfordbmw.com
CONCORD BMW CONCORD
1-888-243-4145 www.bmwconcord.com
SAN MATEO Peter Pan BMW 866-462-7124 PeterPanBMW.com
OVER 100 NEW & PRE-OWNED BMW MODELS AVAILABLE!
▶ FORD
COLMA/DALY CITY Blue Oval Certified! 650-755-7007
SERRAMONTE FORD
999 SERRAMONTE BLVD. www.serramonteford.com
ALBANY FORD Deal with Managers - FLEET DIRECT
PRICING! 1-800-495-3673 www.albanyford.com
▶ HYUNDAI
SAN FRANCISCO SAN FRANCISCO HYUNDAI 415-525-8180
The Newest Hyundai Dealership in the Bay Area! 475 S Van Ness

▶ LEXUS
COLMA/DALY CITY 1-800-SF-LEXUS
LEXUS OF SERRAMONTE www.lexuserramonte.com
WINNER OF ELITE OF LEXUS AWARD FOR THE LAST 9 YEARS
PLEASANTON Lexus of Pleasanton 1-888-350-4425
Where Buying A Car Is Pleasant! lexusofpleasanton.com
SAN RAFAEL LEXUS OF MARIN 800-571-0245
www.lexusofmarin.com It's All About You!
SANTA ROSA FREEMAN LEXUS
1-877-257-2374 www.freemanmotors.com
 On sale at Bay Area Walgreens locations

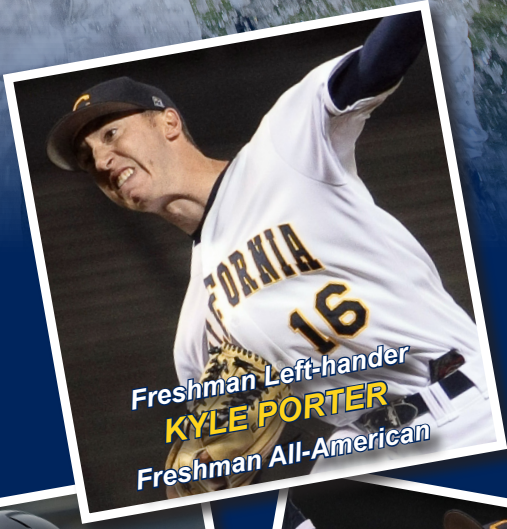
▶ MAZDA
WALNUT CREEK DIABLO MAZDA
"Discover the Diablo Difference" 925-937-6900
▶ NISSAN
Petaluma North Bay Nissan 877-763-4213 northbaynissan.com
OVER 265 NEW NISSAN'S IN STOCK!
▶ PORSCHE
CARLSEN PORSCHE www.carlensporsche.com
3636 Haven Ave Redwood City Ca. 650-701-9200
▶ SAAB
OAKLAND DOWNTOWN SAAB 1-800-335-SAAB
510-547-4436 Call For Special Leases

▶ SUBARU
REDWOOD CITY CARLSEN SUBARU GREAT PRICES!
Huge Selection! Excellent Service! We Buy & Sell Used Subarus!
877-227-0833 www.carlensubaru.com
ALBANY SUBARU Deal with Managers - FLEET DIRECT
PRICING! 1-800-495-3673 www.albanysubaru.com
OAKLAND Downtown Subaru 1-800-GET-SUBARU
800-200-5299 Call For Special Leases.
Walnut Creek Diablo Subaru www.diablo.subaru.com
"Discover the Diablo Difference" 925-937-6900
▶ TOYOTA
OAKLAND DOWNTOWN TOYOTA OF OAKLAND
www.downtowntoyota.com 800-200-5299
▶ VOLVO
PALO ALTO CARLSEN VOLVO 800-70-VOLVO
www.carlensvolvo.com

The Golden Bears celebrate their NCAA Super Regional victory with a dousing of Head Coach David Esquer.



Sophomore First Baseman
DEVON RODRIGUEZ
NCAA Houston Regional
Most Outstanding Player



Freshman Left-hander
KYLE PORTER
Freshman All-American



Junior Catcher
CHADD KRIST
First team All-Pac-10



Junior Pitcher
ERIK JOHNSON
First team All-Pac-10



Sophomore Infielder
TONY RENDA
Pac-10 Player of the Year



Senior Right-hander
KEVIN MILLER

THIS IS *Cal* BASEBALL.